



ELSEVIER

Contents lists available at ScienceDirect

Journal of Experimental Social Psychology

journal homepage: www.elsevier.com/locate/jesp

CEOs imbue organizations with feelings, increasing punishment satisfaction and apology effectiveness

Simone Tang^{a,*}, Kurt Gray^b^a Cornell University, United States of America^b University of North Carolina-Chapel Hill, United States of America

ARTICLE INFO

Handling editor: Aarti Iyer

Keywords:

Organization
Retributive punishment
Social justice
Mind perception
Experience
Apologies

ABSTRACT

Organizations are easy to blame for wrongdoing because they seem capable of intention and planning (i.e., they possess perceived agency). However, punishing organizations for wrongdoing is often unsatisfying, perhaps because organizations seem incapable of feeling pain (i.e., they lack perceived experience). Without the ability to suffer, corporations and organizations cannot slake people's thirst for retribution, even with large fines and other penalties. CEOs may provide a potential solution to this "organization experience deficiency." As feeling humans who embody the organizations they lead, CEOs provide a possible source of suffering and therefore organizational redemption. Across five experiments and one pre-registered experiment, we found that CEOs imbue their organizations with the ability to feel (Experiments 1–4b) and ability to suffer (Experiments 2a, 2b, and 3), which makes organizational punishments more satisfying (Experiments 2a, 2b, and 3), and apologies more effective (Experiments 4a and 4b). Implications for justice and mind perception in organizations are discussed.

1. Introduction

In 2014, car manufacturer Toyota was fined \$1.2 billion for knowingly selling cars with defective accelerators. Despite the size of the fine—the largest at the time—people seemed dissatisfied and demanded tougher sanctions (Douglas & Fletcher, 2014). Conversely, when the pharmaceutical company Valeant was fined the equivalent of \$143.1 million for price gouging desperate patients—about 10% of the Toyota fine—people appeared more satisfied (Rapoport & Lublin, 2016). Why the differences in reaction? Although reactions to any legal case are multiply determined (Demleitner, Berman, Miller, & Wright, 2015; Erez & Rogers, 1999; Myers & Greene, 2004), Valeant's punishment might have been more satisfying because its CEO was fired, providing a tangible source of suffering.

When wrongdoing occurs, people thirst for retribution, demanding an eye for an eye (Darley, 2009). Given that most immoral deeds end up harming a victim (even if only in perception; Haslam, 2016; Schein, Goranson, & Gray, 2015), people often want the perpetrator of misdeeds to suffer in kind. As most individuals possess the capacity for pain, this thirst for suffering is easily slaked when wrongdoers are punished, whether through prison time, social censure, or personal financial loss.

1.1. Organizations are deficient in experience

In contrast to individuals, organized group agents like corporations seem to lack the ability to suffer. Research in mind perception reveals that while organizations are seen as equally capable of *agency* (e.g., planning and acting) compared to individuals, they are seen as much less capable of *experience* (e.g., feeling and sensing, Knobe & Prinz, 2008; Rai & Diermeier, 2015). This mind perception profile means that organizations are seen as moral agents (morally capable of perpetrating and being responsible for wrongdoing), but not moral experiencers (or "moral patients," deserving of moral rights; Gray & Wegner, 2009; Opatow, 1990). In other words, companies are seen as capable of being villains perpetrating harm, but not as victims experiencing harm (Gray & Wegner, 2011; Rai & Diermeier, 2015). Consistent with this idea, society is often willing to paint corporations as evil masterminds rather than as deserving of compassion (Litowitz, 2003).

This lack of perceived experience may be especially problematic for organizations after they perpetrate harm because people are retributivists (Darley, 2009), and punishments are most satisfying when they cause the wrongdoer clear suffering (e.g., Fitness & Peterson, 2008). Of course, not all transgressions result in punishment—sometimes they are addressed through apologies to preempt punishment (Ohbuchi, Kameda, & Agarie, 1989). Even here, however, successful apologies require sincere expressions of remorse and concern

* Corresponding author at: Statler Hall, Cornell University, 7 East Avenue, Ithaca, NY 14853, United States of America.
E-mail address: simonetang@cornell.edu (S. Tang).

(Davis & Gold, 2011; Fehr & Gelfand, 2010). As organizations seem to lack the capacity to feel remorse and suffer, their apologies may be perceived as less sincere or heartfelt. Despite these apparent deficits of mind, there may be one way to overcome them: through their CEO.

1.2. The benefits of a CEO

Although an organization may be represented by its logo, a spokesperson, or even its iconic headquarters, the CEO is often seen as the human embodiment of the entire organization (Forrest, 2011; Woods, 2011; Yale Insights, 2014), such as Bill Gates for Microsoft and Mark Zuckerberg for Facebook. CEOs not only provide a human face for an often opaque organizational structure, but may also provide human feelings and emotions. Although organizations are generally seen to lack feelings, CEOs—as human beings—possess both agency and experience, and may be able to confer (at least perceptually) feeling to the organizations they personify.

More specifically, after an organization commits a moral transgression, people may use the CEO's ability to feel as a proxy for the organization's perceived ability to feel. Although experience is a relatively broad construct (Gray, Gray, & Wegner, 2007), we suggest one specific capacity within experience will be of special importance—the capacity to suffer. Feeling pain is essential to retribution (Darley, 2009), and so we suggest that the benefits of CEO-conferred-experience will hinge upon increased perceptions of suffering in organizations. Of course, there may be other reasons beyond perceived experience as to why punishments are more satisfying and apologies are more effective when CEOs are emphasized. People often hold leaders responsible for organizational transgressions (Zemba, Young, & Morris, 2006), firm performance (Crossland & Chen, 2013), and new initiatives (Menon, Sim, Fu, Chiu, & Hong, 2010), but we suggest that another possible, though overlooked, reason for increased punishment satisfaction is the CEO's ability to imbue the organization with perceived experience, especially the ability to suffer.

Here we explore whether CEOs are not only Chief Executive Officers, but also Chief *Experiencing* Officers, imbuing their organizations with the capacity to feel and providing their organizations potential benefits after organizational malfeasance.

1.3. The current research

Six experiments investigate whether CEOs confer experience to organizations. We first test whether an organization represented by its CEO is ascribed relatively more experience than one that is not (Experiment 1). We then examine whether such imbued experience—especially the ability to suffer—makes punishments more satisfying (Experiments 2a, 2b, and 3) and apologies more effective (Experiments 4a and 4b). In our experiments, we report all measures, manipulations, and exclusions. All data were analyzed after all data collection was complete, except for preregistered Experiment 2 (because of an issue by the Qualtrics platform that led some participants in the initial sample to experience error messages during the study), and Experiment 4b (because the effect size was smaller than expected, leaving us with insufficient power from our initial sample).

2. Experiment 1: CEOs imbue companies with experience

In the first experiment, we investigated whether an organization represented by a CEO (vs. its headquarters) is imbued with more experience. To ensure that people were not mistakenly rating the CEO himself when the organization was represented by the CEO, we also asked participants to rate the CEO himself. We predicted that the CEO himself would be perceived to possess the highest experience, then the organization represented by the CEO, and lastly the organization represented by its physical structure—its headquarters.



Fig. 1. The organization was either represented by its headquarters (left) or its CEO (right).

2.1. Method

2.1.1. Participants

Past research examining mind perception of organizations like corporations (e.g., Knobe & Prinz, 2008; Rai & Diermeier, 2015) is characterized by medium effect sizes. A power analysis using the program G*Power (Faul, Erdfelder, Buchner, & Lang, 2009) showed that with a medium effect size of $d = 0.64$ (or $f = 0.32$) and power of $B = 0.80$ in a three-cell design, 99 participants in total were needed to detect an effect. However, because our manipulation is subtle, and because of calls for increasing power (e.g., Simmons, 2014), we aimed to recruit 100 participants per cell. In total, 302 participants (42% female, age $M = 33.84$, $SD = 10.26$) completed the experiment. No participants were excluded.

2.1.2. Procedure

Participants read about a company called DenComp, “a manufacturing company that makes and sells metal-based products.” They were then randomly assigned to either the *Headquarters* or the *CEO* condition, each accompanied by a picture (Fig. 1). In the Headquarters condition, participants read, “the headquarters is located in this building outside the city of Dearborn.” In the CEO condition, participants read, “its CEO is Will Umbach” (please see Supplemental Online Materials for complete materials).

2.1.2.1. Rating experience and agency. Participants then rated DenComp's mind by rating the extent to which it is capable of six capacities (three experience, three agency) on a scale from 1 (*not at all*) to 7 (*extremely*). The experience items were “experiencing emotions,” “feeling” and “having desires” ($\alpha = 0.94$). The agency items were “carrying out actions,” “planning” and “thinking” ($\alpha = 0.89$).

Although participants were told to rate the mind of the *company*, one concern in the CEO condition is that they will rate the mind of Will Umbach, instead of DenComp, because the CEO's picture is present. We predict that the CEO will confer experience to their company, and not simply because people are confused about which target to rate. The experiment therefore contained two *CEO* condition variants: one in which participants rated the *company* and one in which they rated the mind of the *CEO* with the questions above (e.g., “To what extent do you think Will Umbach is capable of experiencing emotions”).

We predicted that ratings of DenComp represented by the CEO would have more experience than DenComp represented by its headquarters, but less experience than the CEO himself. We had no predictions regarding agency, as organizations are typically ascribed substantial amounts of agency (Rai & Diermeier, 2015).

2.2. Results

2.2.1. Experience

A one-way analysis of variance (ANOVA) revealed a main effect of condition on ratings of experience, $F(2, 299) = 36.93$, $p < .001$, $\eta_p^2 = 0.20$. Pairwise contrast tests revealed that, as predicted,

DenComp had higher ratings of experience when represented by the CEO ($M = 4.11$, $SD = 1.80$) versus the headquarters ($M = 3.58$, $SD = 1.83$), $t(299) = 2.29$, $p = .023$, $d = 0.29$. Importantly, participants did distinguish the company from the CEO himself, as they rated Will Umbach ($M = 5.52$, $SD = 1.24$) as having more experience than DenComp when represented by its headquarters, $t(299) = 8.34$, $p < .001$, $d = 1.24$, and even when represented by the CEO, $t(299) = 6.01$, $p < .001$, $d = 0.70$.

2.2.2. Agency

A one-way ANOVA revealed a marginal main effect of condition on ratings of agency, $F(2,299) = 2.96$, $p = .054$, $\eta_p^2 = 0.02$. Pairwise contrast tests revealed that the company did not differ in ratings of agency when represented by the CEO ($M = 5.16$, $SD = 1.30$) versus the headquarters ($M = 5.26$, $SD = 1.53$), $t(299) = 0.55$, $p = .586$. Again, participants distinguished between the company and the CEO himself, as they rated him as being more agentic ($M = 5.60$, $SD = 1.19$) than both the company when it was represented by its headquarters, $t(299) = 1.80$, $p = .072$, $d = 0.26$, and when it was represented by the CEO, $t(299) = 2.23$, $p = .021$, $d = 0.35$.

2.3. Discussion

In our first experiment, we found support for the idea that an organization represented by its CEO (vs. its organizational headquarters) is ascribed more ability to feel. As participants also directly rated the mind of the CEO, it is unlikely that these increased ascriptions of experience were due to confusion about which target to rate. In the next set of experiments, we sought to test an outcome of increased experience – punishment satisfaction.

3. Experiment 2a: Experience increases punishment satisfaction

Experiment 2a aimed to replicate and extend the findings from Experiment 1 by testing whether the experience conferred from a CEO to their organization can make punishment more satisfying. We suggest that the capacity to suffer will be an especially important experience-related capacity for punishment satisfaction. As perceiving that the perpetrator has suffered after wrongdoing is a key component of satisfying punishments (Darley, 2009), an organization that seems more capable of feeling—via its CEO—should increase perceived suffering, and subsequently make punishment more satisfying. We test that idea here, and also generalized our findings using a picture of a different CEO and a different industry. We predicted that an organization represented by its CEO would be perceived as more capable of experience compared to one represented by its headquarters—even if it is the heart of its operations—which would in turn increase perceived suffering and increase punishment satisfaction.

3.1. Method

3.1.1. Participants

Using an effect size of $d = 0.70$ (or $f = 0.35$) from Experiment 1 and power of $B = 0.80$ in a two-cell design, a power analysis showed that 68 participants in total were needed to detect an effect. However, we again aimed for 100 participants per cell. In total, 200 Amazon Mechanical Turk workers participated (37% female, age $M = 33.93$, $SD = 10.75$). No participants were excluded.

3.1.2. Procedure

Participants read about a company called Wired Up, “a 10-person firm that sells electronic and technological services.” They were then randomly assigned to read additional information about the organization’s headquarters or its CEO. In the headquarters condition, participants read that “the company is located in this building outside the city of Cupertino [picture of building below].” In the CEO condition,



Fig. 2. People either attempted to punish Wired Up through hate mail of its headquarters or its CEO.

participants read that “its CEO is Wendy Umbach [picture of CEO below] (please see Supplemental Online Materials for complete materials).

3.1.2.1. Experience and agency. Next, we measured perceived capability of experience and agency using the same items from Experiment 1 ($\alpha = 0.94$ and $\alpha = 0.87$, respectively).

3.1.2.2. Wrongdoing and punishment. Participants then read that Wired Up was discovered to have been using child labor to increase profits, and that although technically legal, people were furious with the revelations. Participants then read that, in an attempt to punish Wired Up, people insulted the company on social media and sent threats, such as an envelope containing a picture of either the headquarters or the CEO crossed out (in the headquarters and CEO conditions, respectively, Fig. 2).

3.1.2.3. Suffering. Next, participants rated the extent to which they thought the threats caused “suffering,” “pain” and “fear” on a 1 (*not at all*) to 7 (*extremely*) scale ($\alpha = 0.90$).

3.1.2.4. Punishment satisfaction. Participants then rated how satisfied they were with the company’s punishment (i.e., social media insults and threats) by indicating the extent to which they “think Wired Up learned its lesson,” “think Wired Up paid for its transgression,” “are satisfied with Wired Up’s punishment,” “think that justice has been served,” and “think that Wired Up got what it deserved” on a 1 (*not at all*) to 7 (*extremely*) scale ($\alpha = 0.88$).

3.2. Results

3.2.1. Experience

Replicating the results of Experiment 1, the company was rated as more experiential in the CEO condition ($M = 4.83$, $SD = 1.77$) than in the headquarters condition ($M = 4.25$, $SD = 1.94$), $F(1,199) = 4.81$, $p = .029$, $d = 0.31$.

3.2.2. Agency

There was no significant difference in the company’s perceived agency between the CEO condition ($M = 5.42$, $SD = 1.21$) and the headquarters condition ($M = 5.47$, $SD = 1.23$), $F(1,199) = 0.30$, $p = .582$.

3.2.3. Suffering

Supporting our hypothesis, the threats were perceived to cause more suffering in the CEO condition ($M = 4.85$, $SD = 1.29$) than in the headquarters condition ($M = 3.84$, $SD = 1.85$), $F(1,199) = 19.97$, $p < .001$, $d = 0.64$.

3.2.4. Punishment satisfaction

As predicted, participants were more satisfied with the punishment in the CEO condition ($M = 3.27$, $SD = 1.36$) than in the headquarters

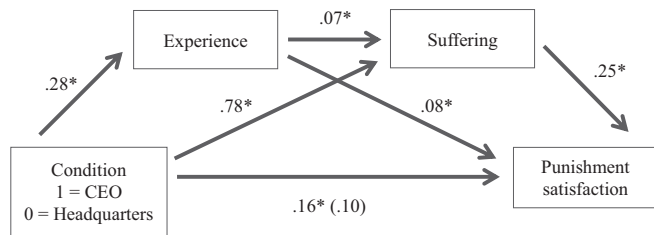


Fig. 3. An organization imbued with experience increases perceptions of suffering and thus how satisfied people are with the attempts at punishment. $R^2 = 0.12$.

condition ($M = 2.79$, $SD = 1.43$), $F(1,199) = 5.89$, $p = .016$, $d = 0.35$.

3.2.5. Mediation

To test whether perceived experience increases suffering, and hence punishment satisfaction, we employed a serial mediation model using the bootstrap method (SPSS macro from Hayes, 2013, Model 6) with 5000 samples. We entered condition as the independent variable, experience as the first mediator, perceived suffering as the subsequent mediator and punishment satisfaction as the dependent variable (Fig. 3). As expected, we found a significant pathway from condition to experience to suffering to punishment satisfaction 95% CI = [0.0006, 0.0182].

Replacing perceived experience with perceived agency did not mediate punishment satisfaction, 95% CI = [−0.1056, 0.0318].

3.3. Discussion

As in Experiment 1, an organization represented by its CEO was ascribed more experience and a greater capacity for suffering, which made punishment more satisfying. Perceptions of suffering was significantly correlated with perceptions of experience, $r = 0.25$, $p < .001$, but the effect size of condition for suffering was twice as large as that for experience. Perceptions of suffering was significantly correlated with perceptions of experience, $r = 0.25$, $p < .001$, but the effect size of condition for suffering was twice as large as that for experience. This may be because the “suffering” questions—unlike the mind perception questions—did not explicitly ask about the company. It may also be that the capacity for pain (vs. general feelings and desires) is more obviously a phenomenological experience (Scarry, 1985; Smith, 2010), which is especially withheld from organizations like corporations (Knobe & Prinz, 2008).

3.3.1. Replication

To increase the confidence in our results, we ran a preregistered experiment¹ to replicate the results of Experiment 2a with an even larger sample (final $N = 668$). The full details are reported in the Supplementary Online Materials, but the same effects were revealed: people ascribed more experience and suffering in the CEO condition, which mediated increased satisfaction with punishment.

4. Experiment 2b: Threatening many versus one—the CEO

One possible concern in Experiment 2a is that participants may have believed that threats towards the CEO would have more impact (e.g., more likely to be read) than threats towards the headquarters. In

¹ Preregistered with Osf.io at <https://osf.io/jd4d2/>. A power analysis originally determined a conservative sample size of 330; however, participants had trouble with the survey platform Qualtrics for one of the days we ran our study. Participants reported that they received a message during the survey from Qualtrics that, “This survey is temporarily unavailable. Please try again later. Service call failed.” To be conservative, we doubled the sample size. The results remain the same substantively if the data is only analyzed with the first set of participants who experienced the Qualtrics error.

Experiment 2b, we modified Experiment 2a so that threats towards the headquarters were equally likely to be read. Additionally, to create a more conservative test, the threats towards the headquarters had a larger audience and were read by more people than those towards the CEO. To further generalize our results, we also used a different CEO picture, and a different threatening image.

4.1. Participants

Using the average effect size of $d = 0.43$ (or $f = 0.22$) from Experiment 2a and power of $B = 0.80$ in a two-cell design, a power analysis showed that 166 participants in total were needed to detect an effect. However, we again aimed to recruit at least 100 participants per cell. In total, 300 Amazon Mechanical Turk workers participated (53% female, age $M = 37.92$, $SD = 11.78$). No participants were excluded.

4.2. Procedure

As in Experiment 2a, participants read about Wired Up, and were randomly assigned to read additional information about the organization's headquarters or its CEO (see Online Supplemental Materials for complete materials).

4.2.1. Experience and agency

Next, we measured perceived capability of experience and agency using the same items from Experiments 1 and 2a ($\alpha = 0.94$. and $\alpha = 0.87$, respectively).

4.2.2. Wrongdoing and punishment

Participants then read that Wired Up was discovered to have been using child labor to increase profits, and that although technically legal, people were furious with the revelations. Participants subsequently read that, in an attempt to punish Wired Up, people insulted the company on social media and sent threatening images to either all managers and employees working at the headquarters through the company email (headquarters condition), or to the CEO through his email (CEO condition, Fig. 4). In both conditions, the threats were reported to the police.

4.2.3. Suffering and punishment satisfaction

Next, participants responded to the same suffering ($\alpha = 0.88$) and punishment satisfaction items ($\alpha = 0.89$) as Experiment 2a.

4.3. Results

4.3.1. Experience

Replicating the results of Experiment 2a, the company was rated as more experiential in the CEO condition ($M = 4.36$, $SD = 1.64$) than in the headquarters condition ($M = 3.72$, $SD = 1.69$), $F(1, 303) = 10.91$, $p = .001$, $d = 0.38$.

4.3.2. Agency

There was no significant difference in the company's perceived agency between the CEO condition ($M = 5.24$, $SD = 1.22$) and the headquarters condition ($M = 5.45$, $SD = 1.13$), $F(1, 304) = 2.39$, $p = .124$.

4.3.3. Suffering

Supporting our hypothesis, the threats were perceived to cause more suffering in the CEO condition ($M = 4.63$, $SD = 1.66$) than in the headquarters condition ($M = 4.07$, $SD = 1.58$), $F(1,199) = 9.10$, $p = .003$, $d = 0.35$.

4.3.4. Punishment satisfaction

Again, participants were more satisfied with the punishment in the CEO condition ($M = 3.13$, $SD = 1.55$) than in the headquarters



Fig. 4. People either attempted to punish Wired Up by emailing threatening images to its managers and employees in its headquarters or to its CEO, which were reported to the police.

condition ($M = 2.73, SD = 1.32$), $F(1, 304) = 6.03, p = .015, d = 0.28$.

4.3.5. Mediation

To test whether perceived experience increases suffering, and hence punishment satisfaction, we employed a serial mediation model using the bootstrap method (SPSS macro from Hayes, 2013, Model 6) with 5000 samples. We entered condition as the independent variable, experience as the first mediator, perceived suffering as the subsequent mediator and punishment satisfaction as the dependent variable (Fig. 5). As expected, we found a significant pathway from condition to experience to suffering to punishment satisfaction 95% CI = [0.0015, 0.2671].

Perceived agency did not mediate punishment satisfaction, 95% CI = [−0.0256, 0.0039].

4.4. Discussion

As in Experiments 1 and 2a, an organization represented by its CEO was ascribed more experience and a greater capacity for suffering, which made punishment more satisfying. Importantly, this experiment addressed one of the concerns of Experiment 2a—namely that it may have been unclear if the threats to headquarters were less likely to be read. In this experiment, the greater satisfaction in the CEO condition held when there was an equal likelihood of the threats being read, and—strikingly—when even more people in the headquarters condition were threatened (all employees and managers, rather than just the CEO). Across Experiments 2a and 2b, experience—and then suffering in particular—mediated the relationship between the CEO condition and punishment satisfaction, although we note this was a partial mediation, suggesting other factors are involved in the link between emphasizing the CEO and punishment satisfaction, which we will discuss in the General Discussion.

5. Experiment 3: Directly manipulating CEO experience

Experiments 1 to 2b revealed that CEOs confer their organizations with experience, which increases perceived suffering and punishment. Of course, not all CEOs will confer equal amounts of experience;

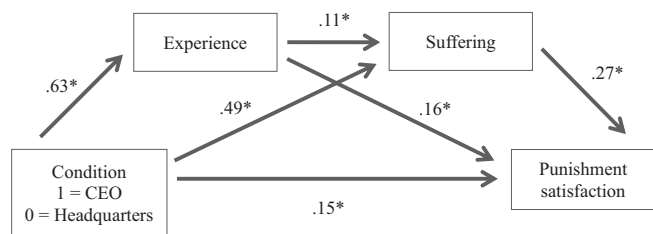


Fig. 5. An organization imbued with experience increases perceptions of suffering and thus how satisfied people are with the attempts at punishment. $R^2 = 0.16$.

although all CEOs are human and therefore have some amount of experience, some may seem more or less capable of feeling. Here, we manipulate directly the experience of CEOs and investigate whether organizational punishments are most satisfying with a high-experience CEO and least satisfying with a low-experience CEO. By doing so, this experiment also tests whether this manipulation of experience impacts perceptions of organizational suffering, which we suggest should mediate punishment satisfaction.

5.1. Method

5.1.1. Participants

Using the average effect size of $d = 0.43$ (or $f = 0.22$) from Experiment 2a and power of $B = 0.80$, a power analysis showed that 166 participants in total were needed to detect an effect. However, we again aimed to recruit at least 100 participants per cell. In total, 301 participants (55% female, age $M = 36.05, SD = 11.02$) from Mechanical Turk completed the experiment. No participants were excluded.

5.1.2. Procedure

Participants were randomly assigned to read about one of three CEOs of Wired Up. In the control condition, participants read, “Wired Up is a firm that sells electronic and technological services. Its CEO is John Olson.” His picture was then pictured below (Fig. 6). In the high-experience CEO condition, participants read, in addition to the information above, that the CEO has a “depth of emotions” and a “rich inner life”. In the low-experience CEO condition, participants instead read that the CEO has a “shallowness of emotions” and is “an empty



Fig. 6. Picture of John Olson, the CEO of Wired Up.

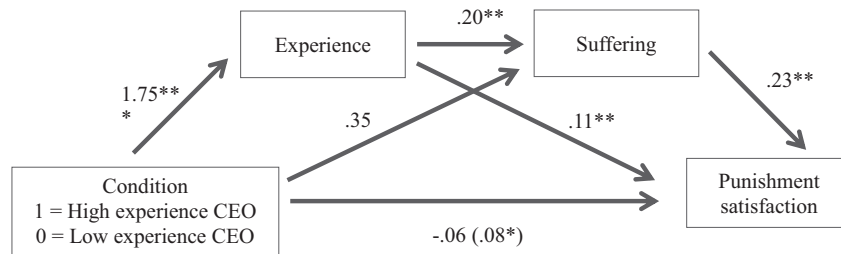


Fig. 7. Organization experience, from manipulated CEO experience, increases perceptions of suffering and thus how satisfied people are with the attempts at punishment. * $p < .05$, ** $p < .001$.

human shell without an inner life” (see Online Supplemental Materials for full text of all manipulations).

5.1.2.1. Experience and agency. Next, we measured the organization's perceived capability of experience and agency using the same items from Experiments 1 to 2b ($\alpha = 0.95$ and $\alpha = 0.93$, respectively).

5.1.2.2. Suffering and punishment satisfaction. As in the CEO condition in Experiment 2b, participants then read that Wired Up had used child labor and people punished the company by insulting it on social media and sending threats to the CEO's email, which were reported to the police. Participants then saw the image of the CEO threat from Experiment 2b. Next, they rated how much suffering they perceived ($\alpha = 0.89$) and how satisfied they were with the punishment ($\alpha = 0.84$) using the items from Experiments 2a and 2b.

5.2. Results

5.2.1. Experience

There was a main effect of condition on perceived organization experience, $F(2,298) = 104.69$, $p < .001$, $\eta_p^2 = 0.41$. Pairwise contrast tests revealed that the organization was rated as most experiential in the high-experience CEO condition ($M = 5.91$, $SD = 1.25$) compared to the control condition ($M = 3.90$, $SD = 1.63$), $t(298) = 10.19$, $p < .001$, $d = 1.17$ and to the low-experience CEO condition ($M = 3.15$, $SD = 1.28$), $t(298) = 14.00$, $p < .001$, $d = 1.61$. The organization was also rated as more experiential in the control condition compared to the low-experience CEO condition, $t(298) = 3.77$, $p < .001$, $d = 0.43$.

5.2.2. Agency

There was a main effect of condition on perceptions that the organization was agentic, $F(2,298) = 4.27$, $p = .015$, $\eta_p^2 = 0.03$. Pairwise contrast tests revealed that the organization was rated as most agentic in the high-experience CEO condition ($M = 5.60$, $SD = 0.97$) compared to the control condition ($M = 5.24$, $SD = 1.24$), $t(298) = 2.09$, $p = .037$, $d = 0.24$ and the low-experience CEO condition ($M = 5.12$, $SD = 1.38$), $t(298) = 2.82$, $p = .005$, $d = 0.33$. There was no significant difference between the control condition and the low-experience CEO condition, $t(298) = 0.72$, $p = .474$.

5.2.3. Suffering

There was a main effect of condition on perceptions of suffering, $F(2,298) = 8.79$, $p < .001$, $\eta_p^2 = 0.06$. Pairwise contrast tests revealed that there was marginally more perceived organizational suffering in the high-experience CEO condition ($M = 5.04$, $SD = 1.56$) compared to the control condition ($M = 4.64$, $SD = 1.44$), $t(298) = 1.82$, $p = .070$, $d = 0.21$ and significantly more so compared to the low-experience CEO condition ($M = 4.13$, $SD = 1.62$), $t(298) = 4.18$, $p < .001$, $d = 0.48$. There was also more perceived organizational suffering in the control condition compared to the low-experience CEO, $t(298) = 2.36$, $p = .019$, $d = 0.27$.

5.2.4. Punishment satisfaction

There was a main effect of condition on punishment satisfaction, $F(2,298) = 4.94$, $p = .008$, $\eta_p^2 = 0.03$. Pairwise contrast tests revealed that satisfaction was highest in the high-experience CEO condition ($M = 2.94$, $SD = 1.20$) compared to the control condition ($M = 2.55$, $SD = 1.12$), $t(298) = 2.39$, $p = .017$, $d = 0.28$ and significantly more so compared to the low-experience CEO condition ($M = 2.46$, $SD = 1.12$), $t(298) = 2.97$, $p = .003$, $d = 0.34$. There was no significant difference in satisfaction between the control condition and the low-experience CEO, $t(298) = 0.57$, $p = .573$.

5.2.5. Mediation

To test whether perceived organizational experience (as influenced by the CEO's experience) increases suffering, and hence punishment satisfaction, we employed a serial mediation model using the bootstrap method (SPSS macro from Hayes, 2013, Model 6) with 5000 samples. We dummy coded the conditions into high and low experience, such that the high-experience CEO condition was coded as 1, and the low-experience CEO and control conditions were coded as 0. We subsequently entered the dummy conditions as the independent variable, perceived organization experience as the first mediator, perceived suffering as the subsequent mediator and punishment satisfaction as the dependent variable (Fig. 7). As expected, we found a significant pathway from condition to experience to suffering to punishment satisfaction 95% CI = [0.0365, 0.1514].

Perceived agency did not mediate the pathway, 95% CI = [-0.0063, 0.0260].

5.3. Discussion

Consistent with previous experiments, these results reveal that not all CEOs are equal in providing their organizations with benefits after transgressions. More experiential CEOs confer more experience to their organizations, which in turn increases perceived suffering and punishment satisfaction. In the next set of experiments, we turn to responses to organizational reactions to wrongdoing.

6. Experiment 4a: Experience increases positive evaluations of an apology

After wrongdoing, organizations may seek to preempt punishment through apologies, which are important in reestablishing a trusting relationship after wrongdoing (Kim, Ferrin, Cooper, & Dirks, 2004). Because apologies are supposed to signal contrition, the ability to feel remorse and empathize is perceived to be an important component of an effective apology (Davis & Gold, 2011; Fehr & Gelfand, 2010). We therefore predicted that an apology issued by a CEO would be viewed especially positively, being seen as more sincere, eliciting more forgiveness, and making the organization seem more trustworthy (Kim et al., 2004; Schumann, 2012; Schweitzer, Hershey, & Bradlow, 2006). To provide even more generalizability, we used a different organization and industry than in Experiments 1 to 3. Furthermore, instead of the

organization's headquarters, we used something else that frequently represents the organization—its logo. Logos often serve to identify an organization, and people often recognize an organization through its logo. However, because logos, unlike human CEOs, do not inherently have any capacity to feel, it should not confer experience to the organization.

One question is whether the CEO—as the embodiment of an organization—is especially able to confer experience, or whether any employee will do. In addition to the CEO and logo conditions, we therefore also included in a third condition, in which an employee issued the apology. We predicted that an organization represented by its official leader—the CEO—would be most effective at imbuing the company with experience and would therefore issue the most effective apology.

6.1. Method

6.1.1. Participants

Using the average effect size of $d = 0.43$ (or $f = 0.22$) from Experiment 2a, a power analysis of $B = 0.80$ showed that at least 204 participants in total were needed to detect an effect in a 3-cell design. To be conservative, we again aimed to recruit 100 participants per cell. In total, we recruited 322 participants from Amazon Mechanical Turk (49% female, age $M = 34.91$, $SD = 11.17$). No participants were excluded.

6.1.2. Procedure

Experiment 4a had a similar procedure as previous experiments. Participants first read about a restaurant, Bon Vivant, which “focuses on healthy eating, sourcing food locally and preparing all its food on site.” Next, they were randomly assigned to one of three conditions: the logo condition, the CEO condition or the employee condition. In the logo condition, participants read that Bon Vivant “is located outside Austin, TX [picture of company logo below].” In the CEO condition, they read that Bon Vivant’s “CEO is Wendy Umbach [picture of CEO below].” In the employee condition, they read that “one of Bon Vivant’s servers is Wendy Umbach [picture of employee below].” Importantly, the pictures of the CEO and employee were the same (please see Supplemental Online Materials for complete materials).

6.1.2.1. Experience and agency. Next, we measured the organization's perceived abilities of experience ($\alpha = 0.98$) and agency ($\alpha = 0.95$) using the same items from Experiments 1 to 3.

6.1.2.2. Wrongdoing and apology. Participants then read that one day, over 30 customers contracted salmonella food poisoning from the restaurant. The organization then apologized on social media, either through the organization's Twitter handle, the CEO's Twitter handle or the employee's Twitter handle (Fig. 8).

6.1.2.3. Attitudes towards apology. Participants rated how sincere they thought the apology was, the extent to which they would forgive the restaurant, and how trustworthy the restaurant was, using a 1 (not at all) to 7 (extremely) scale. To measure sincerity, participants answered the extent to which they thought the company's apology was “sincere,” “genuine” and “heartfelt” ($\alpha = 0.97$). To measure forgiveness, participants rated the extent to which they would “forgive,” “pardon,” “give another chance to” and “excuse” the restaurant ($\alpha = 0.95$). To measure trustworthiness, participants rated the extent to which they think the restaurant is “trustworthy,” “honest” and “has its customers' best interests at heart” ($\alpha = 0.94$).

6.2. Results

6.2.1. Experience

There was a main effect of condition on the organization's perceived ability to experience, $F(2,319) = 3.62$, $p = .028$, $\eta_p^2 = 0.02$ (Fig. 9).



Fig. 8. Bon Vivant apologized through its CEO (top), an employee (middle) or its restaurant (bottom) Twitter handle.

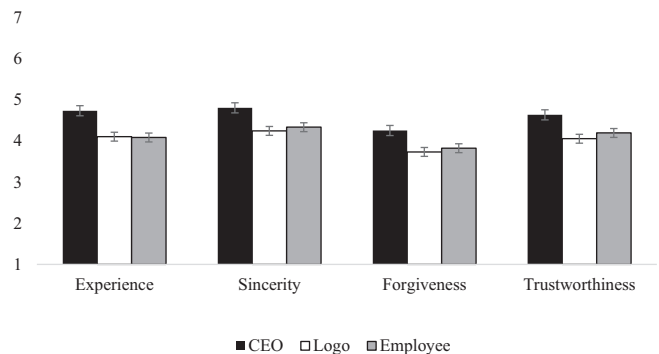


Fig. 9. The CEO imbues their organization with the most experience and increases apology sincerity, forgiveness, and trustworthiness. Error bars ± 1 SE.

Pairwise contrast tests revealed that the organization was perceived as having more experience when it was represented by its CEO ($M = 4.73$, $SD = 1.90$) than when it was represented by its logo ($M = 4.10$, $SD = 2.06$), $t(319) = 2.23$, $p = .026$, $d = 0.32$, or by an employee ($M = 4.08$, $SD = 2.06$), $t(319) = 2.42$, $p = .016$, $d = 0.33$. There was no difference in perceptions of experience between the organization and employee, $t(319) = 0.08$, $p = .935$.

6.2.2. Agency

There was no main effect of condition on the organization's perceived ability for agency ($M_{CEO} = 4.99$, $SD = 1.78$, $M_{Logo} = 4.90$, $SD = 1.72$, $M_{Employee} = 4.91$, $SD = 1.83$), $F(2,319) = 0.08$, $p = .925$.

6.2.3. Sincerity of apology

There was a main effect of condition on how sincere the apology appeared, $F(2,319) = 3.03$, $p = .050$, $\eta_p^2 = 0.02$ (Fig. 9). Contrast tests revealed that when the CEO represented the organization ($M = 4.80$, $SD = 1.71$), people perceived the apology to be more sincere in its apology than when either its logo ($M = 4.24$, $SD = 1.69$) or an employee ($M = 4.33$, $SD = 1.85$) represented it, $t(319) = 2.26$, $p = .024$, $d = 0.33$ and $t(319) = 1.98$, $p = .049$, $d = 0.26$, respectively. There was no difference in perceived sincerity between the logo and the employee, $t(319) = 0.38$, $p = .702$.

6.2.4. Forgiveness

There was a main effect of condition on how willing people were to forgive the organization, $F(2,319) = 3.26$, $p = .040$, $\eta_p^2 = 0.02$ (Fig. 9). Contrast tests revealed that when the CEO represented the organization ($M = 4.25$, $SD = 1.51$), people were more willing to forgive it than when either its logo ($M = 3.73$, $SD = 1.53$) or an employee ($M = 3.82$, $SD = 1.71$) represented it, $t(319) = 2.37$, $p = .019$, $d = 0.35$ and $t(319) = 2.02$, $p = .045$, $d = 0.27$, respectively. There was no difference in forgiveness between the logo and the employee, $t(319) = 0.46$, $p = .650$.

6.2.5. Trustworthiness

There was a main effect of condition on how trustworthy the organization appeared, $F(2,319) = 3.95$, $p = .020$, $\eta_p^2 = 0.02$ (Fig. 9). Contrast tests revealed that when the CEO ($M = 4.63$, $SD = 1.47$) represented the organization, people perceived it as more trustworthy than when either its logo ($M = 4.05$, $SD = 1.47$) or an employee ($M = 4.19$, $SD = 1.63$) represented it, $t(319) = 2.52$, $p = .012$, $d = 0.39$ and $t(319) = 1.96$, $p = .051$, $d = 0.28$, respectively. There was no difference in perceived trustworthiness between the logo and the employee, $t(319) = 0.66$, $p = .511$.

6.2.6. Mediations

Because there was no difference in experience between the logo and employee conditions for perceptions of experience, we collapsed the two conditions and compared them to the CEO condition. We used the SPSS macro (Hayes, 2013) with 5000 samples. We entered condition as the independent variable, experience as the mediator, and sincerity, forgiveness, and trustworthiness (in three separate mediation analyses) as the dependent variable. Results revealed that perceived experience significantly mediated sincerity, 95% CI = [0.0056, 0.1877], trustworthiness, 95% CI = [0.0184, 0.2085], and marginally for forgiveness, 95% CI = [-0.0083, 0.1434]. Perceived agency did not mediate them, however, 95% CI = [-0.0349, 0.0945], 95% CI = [-0.0204, 0.0718], and 95% CI = [-0.0485, 0.1089] respectively.

6.3. Discussion

As predicted, participants' attitudes towards the organization's apology were most positive, and the apology appeared to be most effective, when the organization was imbued with an experiential mind via the CEO. In the final experiment, we built upon this experiment by generalizing the findings.

7. Experiment 4b: Generalizing experience increasing apology effectiveness

One concern about the previous study is that people may believe that an apology coming from an organization should be more formal compared to one coming from an individual (e.g., the CEO). Although

this possibility is argued against by the fact that the employee condition did not differ in perceived experience or positive attitudes towards the apology compared to the logo condition, this experiment explicitly tested the idea of formal apologies by comparing the effectiveness of a CEO versus the organization (via its logo) issuing a more formal apology. To generalize our results, we also used a different social medium of apology that companies and CEOs often use – Instagram.

7.1. Method

7.1.1. Participants

Using the average effect size of $d = 0.43$ (or $f = 0.22$) from Experiment 2a and power of $B = 0.80$, a power analysis showed that 166 participants in total were needed to detect an effect. In total, 601 workers (47% female, age $M = 36.87$, $SD = 11.89$) from Mechanical Turk participated. No participants were excluded.²

7.1.2. Procedure

The procedure was the same as Experiment 4a, except we focused on the two conditions of CEO and logo. Participants read about Bon Vivant the restaurant, and were shown a picture of the CEO or the logo. Next, they rated the extent to which they perceived the organization as experiential ($\alpha = 0.98$) and agentic ($\alpha = 0.92$) using the items from Experiment 4a. They then read about the food poisoning as in Experiment 4a before viewing either an apology from the CEO's Instagram account (with her face) or the organization's Instagram account (with its logo), stating that “Bon Vivant publicly apologizes” and that “a detailed investigation is underway” to investigate the incident (see Fig. 10 for all text). The structure of this statement followed the general structure of corporate apologies, in which the problem is acknowledged, words pertaining to “apology” are delivered, high standards are acknowledged to be the supposed norm, and future actions would be taken.

Participants subsequently rated the sincerity of the apology ($\alpha = 0.95$), forgiveness ($\alpha = 0.93$), and trust ($\alpha = 0.93$) using the questions from Experiment 4a.

7.2. Results

7.2.1. Experience

There was a main effect of condition on the organization's perceived ability to experience, in which the organization was rated as more experiential in the CEO condition ($M = 4.29$, $SD = 2.09$) compared to the logo condition ($M = 3.89$, $SD = 2.04$), $F(1,599) = 5.50$, $p = .019$, $d = 0.19$ (Fig. 11).

7.2.2. Agency

There was a main effect of condition on the organization's perceived ability for agency, in which the organization was rated as more agentic in the CEO condition ($M = 5.04$, $SD = 1.69$) compared to the logo condition ($M = 4.77$, $SD = 1.70$), $F(1,599) = 3.91$, $p = .049$, $d = 0.16$.

7.2.3. Sincerity of apology

There was a main effect of condition on how sincere the apology appeared, in which the apology in the CEO condition ($M = 5.01$, $SD = 1.53$) was more sincere than in the logo condition ($M = 4.65$, $SD = 1.59$), $F(1,599) = 8.30$, $p = .004$, $d = 0.24$ (Fig. 11).

7.2.4. Forgiveness

There was a main effect of condition on how willing participants

² We originally aimed to recruit 100 participants per cell; however, although the link from perceptions of experience to the three measures of attitudes towards apology were significant, the link from condition to perceptions of experience was not. We therefore increased our sample size to 600, similar to the preregistered study of 2a.

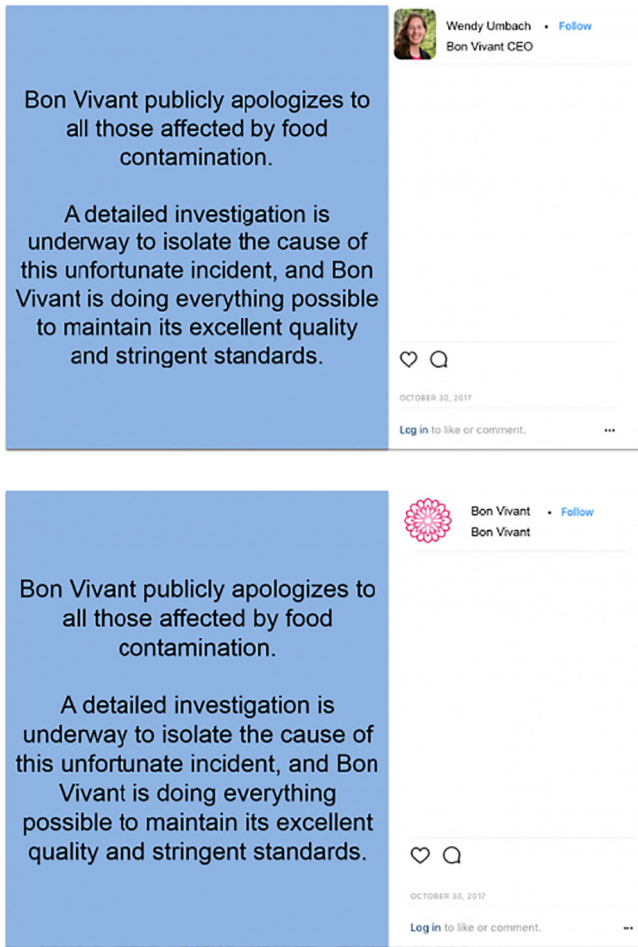


Fig. 10. Apology in the CEO condition (top) and apology in the logo condition (bottom).



Fig. 11. The CEO (relative to the logo) imbues the organization with the most experience and increases apology sincerity, forgiveness, and trustworthiness. Error bars ± 1 SE.

would be to forgive the restaurant, in which they were more forgiving in the CEO condition ($M = 4.20, SD = 1.44$) than in the logo condition ($M = 3.78, SD = 1.55$), $F(1,599) = 12.05, p = .001, d = 0.28$ (Fig. 11).

7.2.5. Trustworthiness

There was a main effect of condition on trustworthiness, in which the restaurant in the CEO condition ($M = 4.63, SD = 1.42$) was more trustworthy than in the logo condition ($M = 4.28, SD = 1.53$), $F(1,599) = 8.89, p = .003, d = 0.24$ (Fig. 11).

7.2.6. Mediations

As in Experiment 4a, we entered condition as the independent variable, experience as the mediator, and sincerity, forgiveness, and trustworthiness (in three separate mediation analyses) as the dependent variable, using the SPSS macro (Hayes, 2013) with 5000 samples. As predicted, experience mediated sincerity, 95% CI = [0.0110, 0.1252], forgiveness, 95% CI = [0.0054, 0.0882], and trustworthiness, 95% CI = [0.0076, 0.0969]. Perceived agency also mediated the pathways for sincerity, 95% CI = [0.0025, 0.1154], forgiveness, 95% CI = [0.0027, 0.0932], and trustworthiness, 95% CI = [0.0026, 0.0887].

7.3. Discussion

The results were consistent with Experiment 4a. An apology issued by the CEO (using her picture) led to more positive attitudes towards the organization, and was overall more effective, than one issued by the organization (using its logo). Interestingly, in this experiment, perceived agency helped to mediate the pathway from condition to sincerity, forgiveness and trustworthiness as well—perhaps because the more formal apology outlined specific plans and actions, which are elements of agency. Nonetheless, perceptions of experience once again consistently predicted CEO-related positive outcomes for the organization after an apology.

8. General discussion

Across six experiments and one preregistered replication, we found that an organization's CEO can imbue it with experience (Experiments 1-4b), which makes punishments more satisfying (Experiments 2a, 2b, and 3) and apologies more effective (Experiments 4a and 4b). The more capable the CEO is seen of experience, the more effectively they imbue their organization with experience (Experiment 3). Experiment 3 also revealed that, despite the general importance of imbued experience, the perceived ability to suffer is especially important in generating positive organizational outcomes—likely because of the strong motivation for just deserts (Carlsmith, Darley, & Robinson, 2002).

These findings are important because they highlight a way for organizations to regain the approval of consumers after wrongdoing. Trust in big businesses is at an all-time low—only 6% of Americans report having a “great deal” of confidence in them (Gallup, 2016)—and such trust is essential for a functioning society (Putnam, 2000; Sullivan & Transue, 1999). Our set of studies suggests one path towards rebuilding trust—the apparent suffering or remorse of CEOs.

8.1. Caveats

We note that the role of CEOs is not limited to imbuing experience, as CEOs are generally viewed as the source of an organization's behaviors (Crossland & Chen, 2013; Menon et al., 2010; Zemba et al., 2006). We further note that the presence or absence of an experiential CEO is not the only—or perhaps even most important—determinant of reactions to corporate malfeasance. Researchers have examined the factors that affect attributions of responsibility and blame across crises, including accidents and malfeasance. Consistent with current models of moral judgment (Schein & Gray, 2018), people assign less blame to harmful agents when the harm is seen as unintentional (Alicke, 2000), when they lack clear victims (Alicke & Davis, 1989), when the causation of harm is unclear (Paharia, Kassam, Greene, & Bazerman, 2009), and when they involve gradual degradation rather than abrupt drops in ethical conduct (Fincham & Shultz, 1981; Gino & Bazerman, 2009).

We also acknowledge that the results may be different if people are the victims of the wrongdoing, rather than when making third-party judgments (as examined here). However, we suggest that the effects could be even stronger, as wrongdoing is more relevant for and more impactful on victims compared to observers, and related past research on motivated cognition suggests that motivated attitudes and behaviors

are stronger when the event is increasingly relevant to the self (Kay, Jimenez, & Jost, 2002; Laurin, Shepherd, & Kay, 2010).

8.2. Implications

More broadly, our experiments replicate past work on mind perception revealing that people ascribe more experience to humans than to organizations (Rai & Diermeier, 2015). However, they also provide an important qualification: when an organization is represented by its CEO, the organization's experience is increased. This effect is not only practically important for organizations seeking to manage their impressions, but also has theoretical implications for how we understand groups in general and organizations in particular.

Groups are often seen as the combined collection of their individual members, but this work highlights how they are also identified via their leader, who lends his or her characteristics to the collective. Just as the King or Queen of England is the human symbol of the English Commonwealth—and has the capacity to redirect resentment away from the government to him or herself (Ayling, 1972)—the CEO is the human incarnation of the organization. This helps us understand why some organizations, like Apple (prominently represented by former Steve Jobs), appear to be more capable of experience than other organizations, like Chevron (whose CEO is not as prominent)—and why (among other reasons) organizations do not want a CEO who seems like an unfeeling psychopath. A feeling CEO translates to a feeling organization, as Experiment 3 demonstrates.

However, there could be a dark side to the satisfaction that people feel from the CEO's suffering. Although punishing an organization through its CEO may be more satisfying, it is often less effective and more costly than implementing systemic change, such as changes to legal policies (Cohen, 2015). That is, people's satisfaction from retribution may come at the expense of more important change, such as changing the underlying system to prevent future wrongdoing (Tufekci, 2018). This may explain why the government, the news media, and the public relish in seeing CEOs lambasted in court (e.g., *The New York Times Editorial Board*, 2016) and are often unwilling to let corporations off the hook until senior executives leave in disgrace (Thompson & Liakos, 2015). Given people's desire to satisfy short-term desires over long-term goals (e.g., Baumeister, 2002) and that people punish for retributive reasons (Carlsmith et al., 2002), they may end up extracting suffering from a series of CEOs at the expense of dedicating the limited amount of resources to fixing the underlying problem.

An important implication of our findings for scholars and practitioners is the significance of perceiving minds in organizations when it comes to justice and punishment. People care not just about ways to rectify wrongdoing and punish, but also about whether they can make a mind suffer in the process—and in organizations, this is often the mind of the CEO. An interesting twist, as we have shown, is that if the CEO is perceived as incapable of feeling or experience, they are less able to confer the benefits of punishment satisfaction (and presumably apology effectiveness). The inability of both the CEO and organization to experience may even lead to less punishment satisfaction and apology effectiveness than only an organization that does not experience.

Finally, although speculative, this research hints at a new understanding of extreme pay packages of CEOs. CEOs receive substantially more compensation than other employees, often making millions more than the next closest executive. Explanations for this pay gap include their background (Carpenter, Sanders, & Gregersen, 2001), their talent (Gabaix & Landier, 2006), their managerial skills (Combs & Skill, 2003), their willingness to weather business volatility (Dow & Raposo, 2005), and their power to influence compensation packages (Bebchuk, Fried, & Walker, 2002), but our results suggest that such a disparity can also inadvertently serve a purposeful function. After wrongdoing, CEOs who make much more money have further to fall, and so sanctions and terminations seem to cause them more suffering. Being high above the rest of the company also draws more attention to them, allowing them

to act as a lightning rod to protect the rest of the company. CEOs may therefore be understood not only as powerful leaders, but also as sacrificial lambs, whose disgrace and termination after wrongdoing allows the broader organization to achieve redemption.

Open practices

Data analyses of Preregistered Experiment 2a and materials used for all experiments are available as Online Supplementary Materials.

Pregistration, data, and materials will be available at <https://osf.io/jd4d2/>. We have retained raw data from the research (e.g., completed questionnaires, original computer response files, behavioral recordings) and agree to retain it for confirmation purposes for a minimum of 5 years after publication.

This research did not receive any specific grant from funding agencies in the public, commercial, or not-for-profit sectors.

Appendix A. Supplementary data

Supplementary data to this article can be found online at <https://doi.org/10.1016/j.jesp.2018.06.002>.

References

- Alicke, M. D. (2000). Culpable control and the psychology of blame. *Psychological Bulletin*, 126(4), 556.
- Alicke, M. D., & Davis, T. L. (1989). The role of a posteriori victim information in judgments of blame and sanction. *Journal of Experimental Social Psychology*, 25(4), 362–377.
- Ayling, S. (1972). *George the third*. London: Collins.
- Baumeister, R. F. (2002). Yielding to temptation: Self-control failure, impulsive purchasing, and consumer behavior. *Journal of Consumer Research*, 28(4), 670–676.
- Bebchuk, L. A., Fried, J. M., & Walker, D. I. (2002). *Managerial power and rent extraction in the design of executive compensation*. 69, The University of Chicago Law Review 751–846.
- Carlsmith, K. M., Darley, J. M., & Robinson, P. H. (2002). Why do we punish?: Deterrence and just deserts as motives for punishment. *Journal of Personality and Social Psychology*, 83(2), 284.
- Carpenter, M. A., Sanders, W. G., & Gregersen, H. B. (2001). Bundling human capital with organizational context: The impact of international assignment experience on multinational firm performance and CEO pay. *Academy of Management Journal*, 44(3), 493–511.
- Cohen, P. (2015). When company is fined, taxpayers often share bill. Retrieved from <https://www.nytimes.com/2015/02/04/business/when-a-company-is-fined-taxpayers-often-share-the-punishment.html?mcubz=0>.
- Combs, J. G., & Skill, M. S. (2003). Managerialist and human capital explanations for key executive pay premiums: A contingency perspective. *Academy of Management Journal*, 46(1), 63–73.
- Crossland, C., & Chen, G. (2013). Executive accountability around the world: Sources of cross-national variation in firm performance–CEO dismissal sensitivity. *Strategic Organization*, 11(1), 78–109.
- Darley, J. M. (2009). Morality in the law: The psychological foundations of citizens' desires to punish transgressions. *Annual Review of Law and Social Science*, 5, 1–23.
- Davis, J. R., & Gold, G. J. (2011). An examination of emotional empathy, attributions of stability, and the link between perceived remorse and forgiveness. *Personality and Individual Differences*, 50(3), 392–397.
- Demleitner, N., Berman, D., Miller, M. L., & Wright, R. F. (2015). *Sentencing law and policy: Cases, statutes, and guidelines*. Wolters Kluwer Law & Business.
- Douglas, D., & Fletcher, M. A. (2014). Toyota reaches \$1.2 billion settlement to end probe of accelerator problems. Retrieved from https://www.washingtonpost.com/business/economy/toyota-reaches-12-billion-settlement-to-end-criminal-probe/2014/03/19/5738a3c4-af69-11e3-9627-c65021d6d572_story.html.
- Dow, J., & Raposo, C. C. (2005). CEO compensation, change, and corporate strategy. *The Journal of Finance*, 60(6), 2701–2727.
- Erez, E., & Rogers, L. (1999). Victim impact statements and sentencing outcomes and processes. The perspectives of legal professionals. *British Journal of Criminology*, 39(2), 216–239.
- Faul, F., Erdfelder, E., Buchner, A., & Lang, A. G. (2009). Statistical power analyses using G* power 3.1: Tests for correlation and regression analyses. *Behavior Research Methods*, 41(4), 1149–1160.
- Fehr, R., & Gelfand, M. J. (2010). When apologies work: How matching apology components to victims' self-construals facilitates forgiveness. *Organizational Behavior and Human Decision Processes*, 113(1), 37–50.
- Fincham, F. D., & Shultz, T. R. (1981). Intervening causation and the mitigation of responsibility for harm. *British Journal of Social Psychology*, 20(2), 113–120.
- Fitness, J., & Peterson, J. (2008). Punishment and forgiveness in close relationships: An evolutionary, social-psychological perspective. *Social Relationships: Cognitive, affective, and motivational perspectives* (pp. 255–269).

- Forrest, L. (2011). CEOs are ambassadors for their brands. Retrieved from <http://www.businessinsider.com/ceos-are-ambassadors-for-their-brand-2011-8>.
- Gabaix, X., & Landier, A. (2006). *Why has CEO pay increased so much?* (no. w12365). National Bureau of Economic Research.
- Gallup (2016). Confidence in institutions. Retrieved from <http://www.gallup.com/poll/1597/confidence-institutions.aspx>.
- Gino, F., & Bazerman, M. H. (2009). When misconduct goes unnoticed: The acceptability of gradual erosion in others' unethical behavior. *Journal of Experimental Social Psychology*, 45(4), 708–719.
- Gray, H. M., Gray, K., & Wegner, D. M. (2007). Dimensions of mind perception. *Science*, 315(5812), 619–619.
- Gray, K., & Wegner, D. M. (2009). Moral typecasting: Divergent perceptions of moral agents and moral patients. *Journal of Personality and Social Psychology*, 96(3), 505.
- Gray, K., & Wegner, D. M. (2011). To escape blame, don't be a hero – Be a victim. *Journal of Experimental Social Psychology*, 47, 516–519.
- Haslam, N. (2016). Concept creep: Psychology's expanding concepts of harm and pathology. *Psychological Inquiry*, 27(1), 1–17.
- Hayes, A. F. (2013). *Introduction to mediation, moderation, and conditional process analysis: A regression-based approach*. Guilford Press.
- Insights, Y. (2014). Are CEOs brands? Retrieved from <http://insights.som.yale.edu/insights/are-ceos-brands>.
- Kay, A. C., Jimenez, M. C., & Jost, J. T. (2002). Sour grapes, sweet lemons, and the anticipatory rationalization of the status quo. *Personality and Social Psychology Bulletin*, 28(9), 1300–1312.
- Kim, P. H., Ferrin, D. L., Cooper, C. D., & Dirks, K. T. (2004). Removing the shadow of suspicion: The effects of apology versus denial for repairing competence-versus integrity-based trust violations. *Journal of Applied Psychology*, 89(1), 104.
- Knobe, J., & Prinz, J. (2008). Intuitions about consciousness: Experimental studies. *Phenomenology and the Cognitive Sciences*, 7(1), 67–83.
- Laurin, K., Shepherd, S., & Kay, A. C. (2010). Restricted emigration, system inescapability, and defense of the status quo: System-justifying consequences of restricted exit opportunities. *Psychological Science*, 21(8), 1075–1082.
- Litowitz, D. (2003). *Are corporations evil*. 58, U. Miami L. Rev.811.
- Menon, T., Sim, J., Fu, J. H. Y., Chiu, C. Y., & Hong, Y. Y. (2010). Blazing the trail versus trailing the group: Culture and perceptions of the leader's position. *Organizational Behavior and Human Decision Processes*, 113(1), 51–61.
- Myers, B., & Greene, E. (2004). The prejudicial nature of victim impact statements: Implications for capital sentencing policy. *Psychology, Public Policy, and Law*, 10(4), 492.
- Ohbuchi, K.-I., Kameda, M., & Agarie, N. (1989). Apology as aggression control: Its role in mediating appraisal of and response to harm. *Journal of Personality and Social Psychology*, 56(2), 219–227.
- Opatow, S. (1990). Moral exclusion and injustice: An introduction. *Journal of Social Issues*, 46(1), 1–20.
- Paharia, N., Kassar, K. S., Greene, J. D., & Bazerman, M. H. (2009). Dirty work, clean hands: The moral psychology of indirect agency. *Organizational Behavior and Human Decision Processes*, 109(2), 134–141.
- Putnam, R. D. (2000). Bowling alone: America's declining social capital. *Culture and politics* (pp. 223–234). Palgrave Macmillan US.
- Rai, T. S., & Diermeier, D. (2015). Corporations are cyborgs: Organizations elicit anger but not sympathy when they can think but cannot feel. *Organizational Behavior and Human Decision Processes*, 126, 18–26.
- Rapoport, M., & Lublin, J. S. (2016). Valeant CEO Pearson's compensation relies heavily on now-underwater stock. Retrieved from <http://www.wsj.com/articles/valeant-ceo-pearsons-compensation-relies-heavily-on-now-underwater-stock-1461968375>.
- Scarry, E. (1985). *The body in pain: The making and unmaking of the world*. USA: Oxford University Press.
- Schein, C., Goranson, A., & Gray, K. (2015). The uncensored truth about morality. *The Psychologist*, 28, 982–985.
- Schein, C., & Gray, K. (2018). The theory of dyadic morality: Reinventing moral judgments by redefining harm. *Personality and Social Psychology Review*, 22(1), 32–70.
- Schumann, K. (2012). Does love mean never having to say you're sorry? Associations between relationship satisfaction, perceived apology sincerity, and forgiveness. *Journal of Social and Personal Relationships*, 29(7), 997–1010.
- Schweitzer, M. E., Hershey, J. C., & Bradlow, E. T. (2006). Promises and lies: Restoring violated trust. *Organizational Behavior and Human Decision Processes*, 101(1), 1–19.
- Simmons, J. (2014). *MTurk vs. The Lab: Either way we need big samples*. Retrieved from <http://datacolada.org/18>.
- Smith, A. (2010). *The theory of moral sentiments*. Penguin.
- Sullivan, J. L., & Transue, J. E. (1999). The psychological underpinnings of democracy: A selective review of research on political tolerance, interpersonal trust, and social capital. *Annual Review of Psychology*, 50, 625.
- The New York Times (2016). The Wells Fargo spillover effect. Retrieved from https://www.nytimes.com/2016/09/23/opinion/the-wells-fargo-spillover-effect.html?_r=0.
- Thompson, M., & Liakos, C. (2015). Volkswagen CEO quits over "grave crisis". Retrieved from <http://money.cnn.com/2015/09/23/news/companies/volkswagen-emissions-crisis/>.
- Tufekci, Z. (2018). We already know how to protect ourselves from Facebook. Retrieved from <https://www.nytimes.com/2018/04/09/opinion/zuckerberg-testify-congress.html>.
- Woods, J. (2011). 7 CEOs who are their brands. Retrieved from <http://investorplace.com/2011/01/7-ceos-who-are-their-brands/#.V9nYjk0rKUK>.
- Zemba, Y., Young, M. J., & Morris, M. W. (2006). Blaming leaders for organizational accidents: Proxy logic in collective-versus individual-agency cultures. *Organizational Behavior and Human Decision Processes*, 101(1), 36–51.