

Functional Intimacy: Needing—but not Wanting—the Touch of a Stranger

Juliana Schroeder
University of California Berkeley

Ayelet Fishbach
University of Chicago

Chelsea Schein and Kurt Gray
University of North Carolina, Chapel Hill

Intimacy is often motivated by love, but sometimes it is merely functional. For example, disrobing and being touched at an airport security check serves the goal of catching a flight, not building a relationship. We propose that this *functional intimacy* induces discomfort, making people prefer greater social distance from their interaction partner. Supporting this prediction, participants who considered (Experiments 1 and 2) or experienced (Experiment 3) more physically intimate medical procedures preferred a health provider who is less social. Increased psychological intimacy also led people to prefer social distance from cleaning and health providers (Experiments 4–5), a preference revealed by nonverbal behavior (e.g., turning away and looking away, Experiments 6–7). These patterns of distancing are unique to functional (vs. romantic) intimacy (Experiment 7). Although creating social distance may be an effective strategy for coping with functional intimacy, it may have costs for service providers.

Keywords: instrumentality, intimacy, social cognition, social connection

Supplemental materials: <http://dx.doi.org/10.1037/pspi0000104.supp>

I have a right to be in public anywhere (even at the airport) without being . . . intimately groped without probable cause. What are airports, some kind of ‘normal-human-emotions-don’t-exist zone’?

—*Washington Post* reader, 11/25/2010

Emotional closeness typically accompanies physical intimacy. Kisses and caresses go naturally with declarations of affection, but not all intimacy is tied to emotional connection. Some intimacy is purely functional, undertaken to pursue nonrelational goals. When an airport security agent performs a full-body pat down or a physician performs an intimate medical procedure, the recipients of these procedures are not seeking love, but only to catch their flight or to stay healthy. On the one hand, security checks and medical procedures may be objectively valuable services that recipients want, but on the other hand, the physical and psychological intimacy inherent in these procedures is usually unwanted. As the *Washington Post* reader in the opening quotation suggests, submitting yourself to being “intimately groped” by strangers at airport security is at odds with normal human emotion. In these uncomfortable situations of *functional intimacy*—intimacy that serves a nonrelational goal—we propose that individuals will

socially distance themselves from their interaction partners. We test this hypothesis through seven experiments.

Types of Intimacy

Prior research explores how people react to different types of intimacy, with most focusing upon intimacy in relationships, that is, intimacy among two (or more) people interested in forming, building, or maintaining a relationship (for review see Mashek & Aron, 2008). In this context, individuals react to intimacy positively, both seeking and reciprocating intimacy to achieve their goal of relationship closeness. A second type is “imposed intimacy,” whereby someone imposes unanticipated or unwarranted intimacy onto a recipient; examples include sexual violations but also more mundane situations where individuals do not seek intimacy (e.g., crowded subway cars). In this context, the dominant response is to avoid the perpetrator of intimacy and behaviorally “compensate” (Patterson, 1973). In the current paper, we study the reaction to a third type of intimate interaction: “functional intimacy,” which is characterized by acts that are prototypically associated with relationship intimacy (e.g., physical touch, emotional disclosure) but that occur not for the goal of relationship closeness but instead to satisfy other goals (e.g., completing a physician examination). Functional intimacy differs from prior types of intimacy because recipients face an approach-avoidance tension: wanting to satisfy their nonrelational goal but preferring to avoid the discrepant intimacy. To better understand functional intimacy, we review the differences between these three types of intimacy below.

Intimacy in Close Relationships

In close relationships, intimacy is characterized by features such as a sense of connectedness, shared understanding, and self-

This article was published Online First June 19, 2017.

Juliana Schroeder, Department of Management of Organizations, Haas School of Business, University of California Berkeley; Ayelet Fishbach, Department of Behavioral Science, Booth School of Business, University of Chicago; Chelsea Schein and Kurt Gray, Department of Psychology and Neuroscience, University of North Carolina, Chapel Hill.

Correspondence concerning this article should be addressed to Juliana Schroeder, Department of Management of Organizations, Haas School of Business, University of California, Berkeley, 2220 Piedmont Avenue, Berkeley, CA 94720. E-mail: jschroeder@haas.berkeley.edu

disclosure (Mashek & Aron, 2008; Sexton & Sexton, 1982). In this context, intimacy and mutual disclosure helps relationships progress (Altman & Taylor, 1973) and increases relationship investment, commitment, and satisfaction (Hendrick, Hendrick, & Adler, 1988). Relationships higher in intimacy therefore have greater psychological and physical benefits for the interactants, including greater passion and sexual satisfaction (Rubin & Campbell, 2012), better psychosocial adjustment (McAdams & Valliant, 1982), and stronger commitment (Clark & Reis, 1988).

The benefits of relationship intimacy arise from both *physical* intimacy (e.g., holding hands and close spatial distance: Andersen, 1985; Guerrero & Andersen, 1991; Mehrabian, 1968; Patterson, 1988; Weitz, 1974) and *psychological* intimacy (e.g., the disclosure of personal information and emotions: Berg, 1984; Gaebelein, 1976; Jourard, 1971; Morton, 1978). In particular, touch predicts well-being in relationships over time (Debrot, Schoebi, Perrez, & Horn, 2013) and in experiments. For example, holding the hand of a loved one decreases the threat responses to electric shock, compared to holding the hand of a stranger or no hand holding (Coan, Schaefer, & Davidson, 2006). In another experiment, married couples assigned to a touch intervention showed reduced stress compared to those in the control condition (Holt-Lunstad, Birmingham, & Light, 2008). Recent experiments suggest that even imagined touch can reduce stress compared to control imaginations or verbal support (Jakubiak & Feeney, 2016). In sum, when partners have a goal to form or strengthen a relationship, intimacy is desirable and it is associated with host of positive outcomes.

Imposed Intimacy

In contrast to intimacy among close relations, intimacy among strangers who have no desire to form a deeper relationship, such as among people standing on a crowded subway car, can incite compensation instead of closeness. Behavioral compensation theory (Cappella & Greene, 1982; Patterson, 1976; Patterson, Mullens, & Romano, 1971) explores *imposed intimacy*: intimacy that is undesired and/or not personally selected (e.g., close approach or staring initiated by a stranger). Unlike relationship intimacy (or functional intimacy, as we next discuss) imposed intimacy is not instrumental; it serves no functional goal and therefore, individuals wish to escape the intimate situation and the dominant response is avoidance.

Compensation theory identifies various ways of avoidance behavior: spatial distance, body orientation, body leaning, and eye contact (Patterson, 1973). It proposes that recipients of imposed intimacy try to entirely avoid the interaction by moving in the opposite direction or by leaving the interaction altogether (Ellsworth, Carlsmith, & Henson, 1972; Patterson et al., 1971). The extent of compensation is determined primarily by how much the act deviates from the recipient's expectation (e.g., cultural norms may dictate different expectations for what constitutes a violation of intimacy; Triandis, Davis, & Takezawa, 1965) and qualities of the recipient (e.g., recipients with higher "threat thresholds" will compensate less; Burgoon & Jones, 1976). In complete opposition to relationship intimacy, this form of intimacy is associated with a host of *negative* consequences for the recipient. For example, recipients who have suffered a severe enough intimacy violation (e.g., rape) often show emotional trauma and depression (Cohen & Roth, 1987; McDougall, Langille, Steenbeck, Asbridge, & Andreou, 2016). Overall then, whereas intimacy in close

relationships incites reciprocal closeness, imposed intimacy incites compensation.

Functional Intimacy

We propose a third, unexamined type of intimacy—functional intimacy—that involves acts that are prototypically associated with relationship intimacy (e.g., touch, disclosure) but which fulfill only nonrelational goals. For example, interactions with medical providers can require highly intimate procedures solely for the purpose of maintaining health, not starting a relationship. We suggest that although functional intimacy does not (by definition) serve a goal of closeness (Prager & Roberts, 2004), and may not necessarily require self-disclosure (Reis & Shaver, 1988), it is nonetheless intimate. For example, a person may self-disclose to a therapist to enhance mental health. The latter behavior is consistent with functional intimacy whereby the participant engages in a prototypically intimate act (disclosure) but with a nonrelational goal (mental health). Furthermore, a functionally intimate act may make other aspects of the interaction feel likewise intimate. In the aforementioned example, even nonintimate topics of conversation may feel more intimate once the person has self-disclosed.

We argue that functional intimacy creates a unique tension because recipients want the instrumental outcomes of the intimacy without intrinsically desiring the intimacy itself. This tension should create an approach-avoidance conflict (Fishbach & Shah, 2006; Lewin, 1935; Miller, 1944; see also behavioral activation and inhibition systems in relationships, Carver & White, 1994; Gable, Reis, & Elliot, 2000) which we study here. We note that our definition of functionality is consistent with the goals literature because recipients use intimacy as a means to achieve an overriding goal (see goal systems theory; Kruglanski et al., 2002). How, then, do individuals react to functional intimacy?

Reactions to Functional Intimacy

To understand reactions to functional intimacy, it is useful to first consider how people react in functional interactions that are *nonintimate* and occur either outside or within the context of close relationships. Many everyday functional interactions involve nonintimate services between people who are not necessarily close to each other (e.g., with cab drivers, waiters). In these situations, the person seeking to fulfill a goal (the recipient of help) typically approaches the person with the means to help them fulfill it (the provider of help). The preference to approach these functional providers is characterized by "objectification" whereby providers are seen as mere tools for goal fulfillment rather than as fully developed humans (Gruenfeld, Inesi, Magee, & Galinsky, 2008; Nussbaum, 1999). For example, patients with functional health goals fail to perceive personal emotions in their physicians, because such feelings are irrelevant for meeting their goals (Schroeder & Fishbach, 2015). In another example of objectification, when participants are presented with instrumental (vs. noninstrumental) individuals (e.g., service providers like fitness coaches), they are more likely to later recall their skills that are goal-relevant (e.g., getting fit) and to confuse them with equally instrumental others (e.g., another fitness coach) in memory tests (Fitzsimons & Shah, 2009).

Other times, functional interactions occur inside the context of close relationships, which imbue them with a certain degree of intimacy. People go to their partners, friends, and family members

to achieve instrumental goals (Fitzsimons & Fishbach, 2010). For example, one's spouse can support one's career and fitness goals. When relationship partners support each other's nonrelationship (functional) goals, this increases closeness and approach behavior. Indeed, instrumentality in close relationships improves the relationship because partners are satisfying more goals for each other (i.e., both functional and relationship goals, Fitzsimons, Finkel, & Vandellen, 2015).

The Social Distancing Hypothesis

We examine responses to functional intimacy—when intimacy is needed (to achieve the goal) but not wanted (because it feels discordant). We predict that recipients of functional intimacy will respond by seeking greater social distance from interaction partners to mitigate their feelings of discomfort (which we define as feeling uneasy, anxious, or embarrassed; see also Eisenberg, 2000; Keltner & Anderson, 2000). For example, patients undergoing medical procedures or flyers undergoing airport security do not seek closeness but instead submit to intimacy to satisfy their nonrelational goals; this elicits discomfort and consequently, we argue, social distancing.

Specifically, because people undergoing functional intimacy choose to do so, their reaction is not based purely on avoidance (e.g., compensation theory), neither is it based on approach (e.g., close relationship). Instead, their response is to prefer social distance. Critically, unlike the complete avoidance found in imposed intimacy, social distancing in functional intimacy seeks to reduce the surrounding elements of intimacy while still remaining in a fundamentally intimate situation. In functional intimacy, people seek to obey the “letter” of intimacy but not the “spirit,” removing the ancillary elements (e.g., eye contact, smiling talking) that frequently accompany intimate relationship acts (e.g., touching bare skin).

We expect both physical and psychological functional intimacy to result in the same preference for social distance. This preference can manifest in at least three different ways: (a) the recipient is socially distant, (b) the provider is socially distant, or (c) the situation creates social distance. First, social distancing can take the form of trying to personally distance oneself (i.e., self-distancing), for example by not providing one's name. Second, people could prefer that their partner creates distance (i.e., other-distancing), for example by wearing gloves, not talking, or not paying much attention to the recipient. Finally, there could be a general preference to change the environment to create distance, like preferring a barrier like a table between oneself and one's partner to prevent touching. The latter two methods of distancing may be preferred when the recipient wants to appear polite and not offend the provider. Notably, any of these types of distancing might interchangeably involve creating physical social distance (e.g., looking away) or psychological social distance (e.g., not providing one's name).

Current Studies

We test whether functional intimacy increases preference for social distance in seven experiments using vignettes (Experiments 1, 2, and 4), a lab-based pulse-taking procedure (Experiment 3), a field medical procedure (getting a flu shot; Experiment 5), and a novel hand-holding/shaking task (Experiments 6 and 7). These

experiments examine both physical (Experiments 1–3) and psychological functional intimacy (Experiments 4–7), and measure social distance via self-reported preferences or recommendations (Experiments 1–4), self-reported behavior (Experiment 5), and actual behavior (Experiments 6 and 7). Experiment 7 examines the mediating role of discomfort in driving preferences of social distance in functional intimacy, and a meta-analysis pools the effects across studies.

Pilot Study

Before testing our social distancing hypothesis, we first examine whether lay people intuitively categorize functionally intimate interactions as “intimate.” An online survey provided 68 participants ($M_{\text{age}} = 35.87$ $SD = 11.15$, 35% male) with a list of acts involving low or high functional intimacy. These acts were drawn from our own experiments (e.g., from Experiment 1, seeing a person's arm [low] or buttocks [high]; from Experiment 3, touching a person's wrist [low] or neck [high]). We asked participants to select whether each act was intimate or not. As expected, the high functional intimacy acts were labeled as intimate 71% of the time, whereas the low functional intimacy acts were labeled as intimate with far less frequency only 16% of the time. Moreover, participants were always more likely to categorize the high functional intimacy act as “intimate” than the corresponding low functional intimacy act, $p_s < .001$ (see Appendix for full details).

Experiment 1: Vaccination Shot

This experiment tested whether functional intimacy increases the preference for social distance by manipulating the intimacy of a common medical procedure: getting a vaccination shot. We asked participants to imagine receiving a vaccination shot in the arm (low functional intimacy) or the buttocks (high functional intimacy). We predicted that higher functional intimacy would lead participants to prefer greater social distance from the health care provider, as assessed by wanting the provider to avoid small talk, to pay little extra attention to the recipient, to avoid physical touch (i.e., wearing gloves), to avoid eye contact, and to think about the participant as a nonsocial object. Notably, these items capture participants' desire for distancing by asking them about ways in which the service provider would keep distance from them. As an exploratory measure, we also tested whether people are aware that high functional intimacy might lead them to want social distancing. In all experiments, we report how we determined our sample size, all data exclusions, all manipulations, and all measures. Surveys and data for all experiments are publicly posted on OSF (<https://osf.io/h3qj4/>).

Method

We preregistered our data collection and analysis plan at <https://aspredicted.org/ib5v9.pdf>.

Participants. We predetermined a sample size of 100 participants per condition. We chose this sample size because it provides adequate statistical power to detect a medium effect size. In total, 209 adults from Amazon's Mechanical Turk ($M_{\text{age}} = 35.63$, $SD = 11.65$, 48% male) participated in exchange for \$0.30 each. We tested for attrition (following Zhou & Fishbach, 2016): no participants dropped the survey after being assigned to condition.

Procedure. Participants read a vignette asking them to imagine that they would like to get a vaccination shot before traveling—a nonrelational goal. The vaccine would be administered in their upper arm (low functional intimacy) or upper buttocks (high functional intimacy). As a manipulation check, participants reported how intimate getting the shot would be (1 = *Not at all intimate*; 7 = *Very intimate*).

To measure the preference for social distance, participants answered six items (presented in randomized order) about their preference for the nurse's behavior while administering the shot (1 = *Not at all preferred*; 7 = *Strongly preferred*): (a) the nurse wears plastic gloves, (b) the nurse does not make small talk with me, (c) the nurse stands away from me, (d) the nurse pays little extra attention to me, (e) the nurse does not make eye contact with me, and (f) the nurse treats me as just another job to do. Finally, we asked participants whether they believed the location of the shot would affect their preferences about the nurse (yes or no).

Results and Discussion

Confirming our manipulation of intimacy, participants believed getting a shot in the buttocks would feel more intimate ($M = 3.70$; $SD = 1.97$) than getting one in the arm ($M = 2.44$; $SD = 1.58$), $t(207) = 5.07$, $p < .001$, 95% CI of the difference [0.77, 1.74], $d = 0.70$. We next collapsed the six items measuring preference for social distance ($\alpha = .74$). Supporting our primary hypothesis, participants preferred that the nurse maintain more social distance when the nurse gave them a shot in the buttocks ($M = 4.53$, $SD = 1.22$) than in the arm ($M = 3.46$, $SD = 0.97$), $t(207) = 7.01$, $p < .001$, 95% CI of the difference [0.77, 1.37], $d = 0.97$. Despite the modest reliability of the scale, all items showed the same pattern of effect.

Although the location of the shot influenced the desire for social distance, the majority of participants (incorrectly) believed that it would not (70.0%). Participants in the high functional intimacy condition did have a better sense of this effect (43.8% believed the location of the vaccine it would affect their preferences, compared to just 15.4% in the low functional intimacy condition), $\chi^2(n = 209) = 20.23$, $p < .001$, and it is possible that providing participants with information about both conditions could further increase their insight. Nevertheless, regardless of whether people can infer the effects of functional intimacy, these results reveal that functional intimacy does increase the preference for social distance, consistent with our prediction.

Experiment 2: Airport Security and Dermatology Examination

We sought to generalize our findings in Experiment 1 by testing two different functionally intimate situations: an airport security examination and a dermatologist examination. Including the airport security scenario allows us to test whether our predicted effect is not limited to only medical procedures. We also measured preference for social distance using new items, thereby increasing the generalizability of this construct. Finally, we tested for another possible consequence of functional intimacy beyond the preference for social distance: if functional intimacy creates feelings of discomfort, this may make other aspects of the interaction also feel more intimate, including social aspects. That is, the functionally intimate act contextualizes the other acts to make them feel likewise more intimate.

Method

We preregistered our data collection and analysis plan at <https://aspredicted.org/cg2cy.pdf>.

Participants. We recruited the same sample size as in Experiment 1, of at least 100 participants per condition. In total, 410 adults from Amazon Mechanical Turk ($M_{\text{age}} = 34.15$, $SD = 10.66$; 38% male, missing 3 participants' demographic information) participated in exchange for \$0.30 each. We found no evidence of attrition in this sample.

Procedure. We employed a 2 (functional intimacy: high vs. low) \times 2 (scenario: airport security vs. dermatology exam) between-participants design. In the high functional intimacy airport scenario, a Transportation Security Administration (TSA) agent performed a pat-down of the participant's *body* whereas in the low functional intimacy scenario the agent performed a pat-down of the participant's *bag*. In the high functional intimacy dermatology scenario, a dermatologist examines the skin on the participant's entire *body* whereas in the low functional intimacy scenario the dermatologist examines the skin on the participant's *hand*.

To measure social distance, we asked participants how much they would prefer that the agent/dermatologist does *not* do the following four behaviors (1 = *Not at all true*; 7 = *Very true*): (a) makes eye contact with you, (b) smiles at you, (c) asks for your name, (d) tells you something about his or her life.

To test whether the functional intimacy of the exams also makes other aspects of the interaction feel intimate, we next asked participants how intimate it would feel if the agent/dermatologist did the same four behaviors (1 = *Not at all intimate*; 7 = *Very intimate*): (a) makes eye contact with you, (b) smiles at you, (c) asks for your name, (d) tells you something about his or her life.

Results and Discussion

An ANOVA of the index of the preference for social distance ($\alpha = .87$) on 2 (functional intimacy: high vs. low) \times 2 (scenario: airport security vs. dermatology exam) yielded the predicted main effect for intimacy, $F(1, 406) = 173.95$, $p < .001$, $\eta_p^2 = 0.30$. Participants reported greater preference that the service provider *not* engage in social behaviors in the high functional intimacy condition ($M = 4.96$, $SD = 1.72$) than in the low functional intimacy condition ($M = 2.98$, $SD = 1.62$), $t(408) = 12.02$, $p < .001$, 95% CI of the difference = [1.66, 2.31], $d = 1.19$. Although this effect was statistically significant in both scenarios, it was unexpectedly moderated by an interaction, $F(1, 406) = 4.91$, $p = .027$, $\eta_p^2 = .01$, such that the effect of functional intimacy on social distancing was stronger in the airport scenario ($M_{\text{high intimacy}} = 5.81$, $SD = 1.44$ vs. $M_{\text{low intimacy}} = 3.50$, $SD = 1.61$), $t(202) = 10.82$, $p < .001$, 95% CI of the difference = [1.89, 2.73], $d = 1.51$, than in the dermatology scenario ($M_{\text{high intimacy}} = 4.11$, $SD = 1.55$ vs. $M_{\text{low intimacy}} = 2.47$, $SD = 1.47$), $t(204) = 7.81$, $p < .001$, 95% CI of the difference = [1.23, 2.06], $d = 1.09$ (see Figure 1). This suggests there is nothing unique about the functional intimacy in medical procedures. There was also a main effect for scenario, $F(1, 406) = 83.20$, $p < .001$, $\eta_p^2 = 0.17$, suggesting that participants desired more social distance with the TSA agent ($M = 4.66$, $SD = 1.91$) than with the dermatologist ($M = 3.28$, $SD = 1.72$).

To test whether the functionally intimate act contextualizes the interaction, making everything feel more intimate, we ran a 2

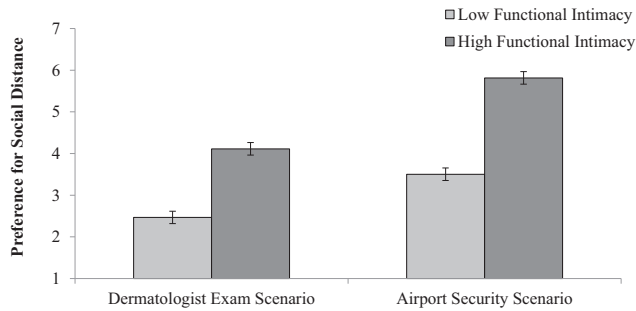


Figure 1. High functional intimacy (full body examination by dermatologist and body check by security agent) versus low functional intimacy (hand examination by dermatologist and bag check by security agent) increases preference for social distance from dermatologist and airport security agent, respectively, in Experiment 2. Error bars represent *SEM*.

(functional intimacy: high vs. low) \times 2 (scenario: TSA vs. dermatologist) ANOVA on the index of intimacy items ($\alpha = .89$). We find a main effect for intimacy: when functional intimacy was greater, other aspects of the interaction also felt more intimate ($M_s = 3.98$ vs. 3.35 , $SD_s = 1.79$ vs. 1.40), $t(408) = 3.95$, $p < .001$, 95% CI of the difference = $[0.31, 0.94]$, $d = 0.39$. For example, making eye contact felt more intimate in the context of full body (vs. hand) examination and in the context of body (vs. bag) check. This effect of functional intimacy was also moderated by an interaction, $F(1, 406) = 6.18$, $p = .013$, $\eta_p^2 = 0.02$, such that the effect was greater for the airport security interaction, $t(202) = 4.38$, $p < .001$, 95% CI of the difference = $[0.55, 1.46]$, $d = 0.62$, than for the dermatology interaction, $t(204) = 1.18$, $p = .240$, 95% CI of the difference = $[-0.16, 0.65]$, $d = 0.17$. There was also a main effect for scenario: in the context of the airport security, other aspects of the interaction felt more intimate ($M = 4.51$, $SD = 1.83$) than the dermatology exam ($M = 3.32$, $SD = 1.47$), $F(1, 406) = 19.69$, $p < .001$, $\eta_p^2 = 0.05$.

In conclusion, consistent with Experiment 1, a more functionally intimate interaction increased preferences for social distance, whether in a medical exam or an airport security exam. Although unpredicted, we thought it was interesting that the preference for social distancing was higher in the airport security exam. There are many possible reasons for this moderation: It could reflect that TSA workers are complete strangers who recipients see only once, in contrast to many physicians. Recipients may also be more likely to trust their physicians, or to believe that physicians will display greater professionalism, which could decrease distancing.

Experiment 3: Taking Pulse

This experiment provides a behavioral test of our hypothesis, investigating whether people prefer social distance during a real functionally intimate experience in the laboratory. Participants rated their preference for socially distant procedures either before or after having their pulse taken, either via their wrist (low intimacy) or their neck (high intimacy). We predict that before the procedure, people will anticipate the intimacy and prefer distance and after the procedure people will remember the intimacy and also prefer distance.

Method

Participants. Based on the large effect sizes in Experiments 1 and 2, and because of the greater effort required to successfully recruit participants in the laboratory, we aimed for a more modest and manageable sample size than in prior experiments, around 30 participants per condition. In total, 123 University of Chicago students ($M_{age} = 30.51$, $SD = 11.66$; 54% male) completed the experiment in a laboratory in exchange for \$3 each.

Procedure. To test our prediction with real intimacy, an experimenter took participants' pulse by touching either their neck (high intimacy) or their wrist (low intimacy), after saying, "Today I will take your pulse by putting my first two fingers on your wrist [neck]. Here's how the procedure will work. First, I will put Purell on my hands. Second, I will need to touch your wrist [neck] for 1 minute. I may have to feel around your wrist [neck] a bit to find the pulse. Third, you will record your pulse and take a short survey."

The experimenter then either asked the participant to complete a survey before the procedure and took the participant's pulse (to measure anticipatory social distance preferences) or took the pulse first and then asked participants to complete the survey (to measure experienced social distance preferences). The experiment design was therefore 2 (functional intimacy: high vs. low) \times 2 (survey timing: before vs. after procedure) between-participants.

The experimenter always stood in the same location away from the participant and took the pulse using the same procedure. As our manipulation check, we asked participants how physically intimate the procedure was (or was anticipated to be; 1 = *Not at all intimate*, 7 = *Very intimate*).

To measure preferred social distance, we asked participants to "recommend changes to the procedure" that would increase social distance. Because we intended to keep the actual procedure exactly the same for all participants, participants read that their suggested changes would only be implemented for future participants. We designed these changes to capture different aspects of increased social distance (1 = *Not at all recommend*; 7 = *Definitely recommend*): (a) recommend the experimenter wear a lab coat, (b) recommend the experimenter stand farther away, (c) recommend participants take their own pulse, and (d) recommend the experimenter wear plastic gloves. We asked about lab coat because it captures the desire to perceive the person as a role and not as a fellow student.

We also planned to assess whether the participant sought social distancing through distraction (e.g., by showing greater desire to read a nearby magazine), but our procedure was so brief that people did not report any preference to engage in these activities and we therefore could not analyze this measure.

Results and Discussion

As a manipulation check, taking pulse by neck¹ seemed more intimate ($M = 2.98$, $SD = 1.85$) than taking pulse by wrist ($M = 2.13$, $SD = 1.22$), $t(121) = 3.04$, $p < .01$, 95% CI of the difference = $[0.30, 1.41]$, $d = 0.55$. The four recommendations for social distance showed low reliability ($\alpha = .58$) but loaded onto one factor in an exploratory factor analysis (loadings $>.48$). An A

¹ We found no difference in the actual pulse of participants in the neck ($M = 70.59$, $SD = 6.07$) versus wrist conditions ($M = 72.02$, $SD = 7.74$), $t(119) < 1.12$.

2 (intimacy condition) \times 2 (survey timing) ANOVA on social distance yielded the predicted effect of functional intimacy, $F(1, 119) = 8.06, p < .01, \eta_p^2 = .06$; participants recommended greater social distance when the pulse was taken by neck ($M = 2.41, SD = 1.08$) than when it was taken by wrist ($M = 1.90, SD = 0.89$), $t(121) = 2.83, p < .01, 95\% \text{ CI of the difference} = [.15, .86], d = 0.51$. There was also a marginal effect of survey timing on recommendation for social distance, $F(1, 119) = 3.24, p = .07, \eta_p^2 = .03$, such that participants marginally recommended more social distance before the procedure ($M = 2.31, SD = 0.99$) than after the procedure ($M = 1.99, SD = 1.03$), $t(121) = 1.76, p = .08, 95\% \text{ CI of the difference} = [-.04, .68], d = 0.32$. This suggests that the experiencing functional intimacy may not be as uncomfortable as expected. Importantly, however, there was no interaction between intimacy condition and timing $F(1, 119) < 1$ (see Figure 2), showing that intimacy was as likely to lead to distancing before the procedure, $t(59) = 2.55, p = .01, 95\% \text{ CI of the difference} = [.13, 1.10], d = 0.66$, as it was after the procedure, $t(60) = 1.50, p = .14, 95\% \text{ CI of the difference} = [-.13, .90], d = 0.39$.

These results demonstrate that, as predicted, the preference for social distancing occurs in response to actual functional intimacy, whether anticipated or experienced. There was no interaction with whether or not the intimacy had already been experienced, suggesting both forms of intimacy have an equivalent effect on the preference for social distance.

Experiment 4: Intimate Cleaning

Intimacy is frequently physical, but can also be psychological. To extend our previous findings, this experiment tested whether participants prefer greater social distance from a person with more intimate knowledge of their living arrangement—specifically, someone who cleans their bedroom versus their living room.

Method

Participants. We predetermined a sample size of 60 participants per condition. One hundred twenty adults from Amazon Mechanical Turk ($M_{\text{age}} = 30.53, SD = 8.91, 43\% \text{ male}$) partici-

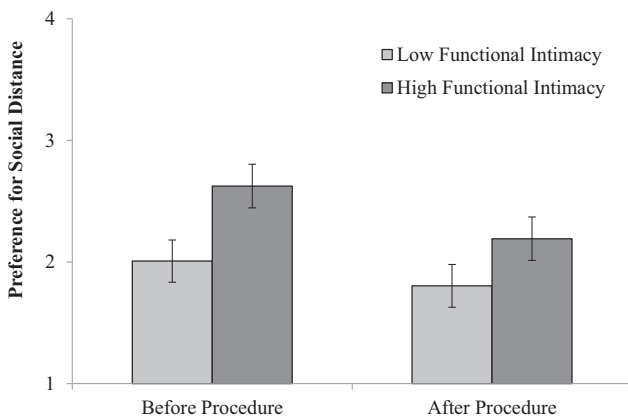


Figure 2. High functional intimacy (taking pulse by touching neck) versus low functional intimacy (taking pulse by touching wrist) increases the preference for social distance with experimenter both before and after pulse-taking procedure in Experiment 3. Error bars represent SEM.

pated in exchange for \$0.30 each. We found no evidence of attrition in this sample.

Procedure. Participants read that they hired a cleaning person for their two-level house. To manipulate functional intimacy, they read that the house has two levels: “The first level is where you usually entertain other people—the dining room and living room. The second level is where you tend to keep your more intimate living items. You rarely allow other people on this level: it is the level of your bedroom and bathroom.” We randomly assigned participants to imagine either that the cleaning person cleans the first level (low functional intimacy) or second level (high functional intimacy). To emphasize our manipulation and ensure that participants were imagining the intimate or nonintimate items that would be cleaned, participants further had to list exactly what and how they wanted the service provider to clean (e.g., dust the living room lamps).

Next, as a manipulation check, participants rated how intimate it would be for the cleaning person to clean this part of the house (1 = *Not at all intimate*; 7 = *Very intimate*). To measure preference for social distance, participants reported their preferences for the cleaning person on six items (1 = *Not at all true*; 7 = *Very true*): (a) prefer them to wear gloves while cleaning; (b) prefer them to wear a cleaning uniform; (c) prefer them to work quietly and not talk; (d) prefer them to stay out of my way as much as possible; (e) prefer them to keep eyes averted from me while cleaning; (f) prefer them to not touch or move things unless absolutely necessary.

Results and Discussion

Confirming the efficacy of our manipulation, cleaning the second level seemed more intimate ($M = 4.21, SD = 1.60$) than cleaning the first level of the house ($M = 2.72, SD = 1.46$), $t(118) = 5.34, p < .01, 95\% \text{ CI of the difference} [-2.05, -0.94], d = 0.98$.

We tested the effect of house level (high vs. low functional intimacy) on the preference for social distance (six-item index, $\alpha = .81$). As predicted, participants preferred more social distance from the cleaning person after they cleaned the second level ($M = 4.32, SD = 1.43$) than the first level ($M = 3.70, SD = 1.33$), $t(118) = 2.46, p = .02, 95\% \text{ CI of the difference} [-1.12, -0.12], d = 0.45$. To ensure the robustness of these results, we conducted an exact replication of this study with a new (and larger) sample on MTurk ($n = 150, M_{\text{age}} = 35.41, SD = 12.17, 41\% \text{ male}$) but did not include a manipulation check for intimacy. We found the same effect on distancing (six-item index, $\alpha = .84$): participants preferred that the cleaning person keep more social distance when on the second level ($M = 3.98, SD = 1.43$) than on the first level ($M = 3.35, SD = 1.40$), $t(148) = 2.74, p = .01, 95\% \text{ CI of the difference} [-1.10, -0.18], d = 0.45$.² These results suggest that increased functional intimacy increases preference for social distance, regardless of whether such intimacy is physical or psychological.

² We also tested whether our predicted effect remained statistically significant when we remove the item, “prefer them to keep eyes averted from me while cleaning” from our scale, because people may prefer averted eyes in the upstairs (high intimacy) condition simply because they are more likely to be undressed upstairs. Our effect remained significant in the original sample with this revised index ($\alpha = .77$), $t(118) = 2.45, p = .016, d = 0.45$, and in the replication sample (revised index $\alpha = .80$), $t(148) = 2.73, p = .007, d = 0.45$.

Experiment 5: A Field Study in a Flu Shot Clinic

The previous four experiments revealed that functional intimacy caused preferences for service providers to act socially distant toward them. Here we employ a real-world context—a flu shot clinic—to test whether functional intimacy also makes people themselves plan to act more socially distant toward service providers (i.e., nurses) providing them with a valuable service (i.e., a flu shot). This experiment also used a new manipulation of functional intimacy, drawing attention (or not) to the intimate aspects of an act.

Method

Participants. Based on effect sizes from prior experiments, we predetermined a sample size of 50 participants per condition (100 total). We collected data from as many flu clinics as possible at the University of Chicago, but fell short of the predetermined sample size by 9 participants. The total number of participants was 91 ($M_{\text{age}} = 27.62$, $SD = 10.24$; 56% male) who participated in exchange for a lollipop each.

Procedure. All participants received the same flu shot in the same location (upper arm), and we manipulated the salience of the intimacy it involved. In particular, flu shot clinics can feel intimate because they require exposing one's arm—potentially removing clothing—in a relatively public setting with others are standing in line watching. Accordingly, in the high functional intimacy survey, participants first selected how they were “planning to expose their arm to the nurse today” with three possible options presented with corresponding photographs: (a) roll up your sleeve, (b) pull down your shirt collar, (c) take off (or partially remove) your jacket. They also reported “how many people you think will be watching you as you expose your arm (Estimate the number of other people who are also in line to get their flu shots, as well as the nurses in the room)” by writing a number in a blank space. In the low functional intimacy survey, participants simply completed demographics and did not see these specific questions.

To measure preference for social distance, participants answered four questions: (a) how much eye contact will you make with the nurse (1 = *Will minimize eye contact (mostly looking away)*; 7 = *Will maximize eye contact (mostly making contact)*), (b) how much small talk do you plan to make with the nurse (1 = *Not much small talk*; 7 = *A lot of small talk*), (c) how much do you plan to smile at the nurse (1 = *Not much [e.g., neutral expression]*; 7 = *A lot [e.g., a big smile]*), and (d) how much will you verbally express your gratitude (i.e., say thank you) to the nurse (1 = *Will express some gratitude*; 7 = *Will express extra gratitude*).

Results and Discussion

Using an index of the social distance items ($\alpha = .64$), a t test revealed that participants in the high intimacy condition planned to be less social to the nurse ($M = 3.82$, $SD = 1.12$) than those in the low intimacy condition ($M = 4.27$, $SD = 0.86$), $t(89) = -2.17$, $p = .03$, 95% CI of the difference = [.04, .87], $d = .46$. All items showed the effect significantly except for the intention to express gratitude (see Figure 3).

Consistent with our previous experiments, these data reveal that increasing functional intimacy increased the preference for social

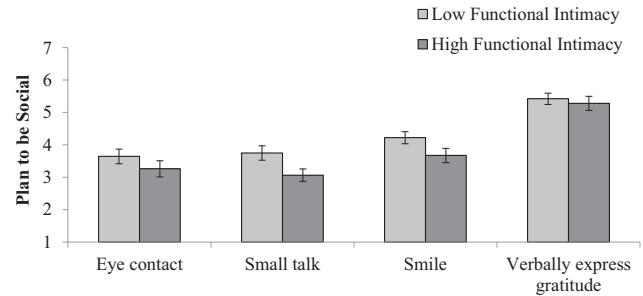


Figure 3. High functional intimacy (vs. low functional intimacy) makes participants less willing to socialize with a nurse giving them a flu shot in Experiment 5. Error bars represent *SEM*.

distance—as measured by plans to avoid social connection with a nurse administering a flu shot. These findings therefore extend our prior findings because we directly measured individuals' intentions to behave socially (instead of their indirect preferences for social distance). However, we note that this experiment did not measure actual behavior, because too many participants were getting flu shots at the same time, making accurate behavioral coding impossible. In the next experiment, we create an environment that allows us to measure real social behavior.

Experiment 6: Holding Hands

In this experiment, we created a new behavioral paradigm to manipulate functional intimacy and measure social distance. Pairs of strangers held hands (more intimate) or shook hands (less intimate) for the functional purpose of contributing to science and getting a prize. We then coded for social distancing behavior, operationalized as avoiding eye contact and facing away from one's partner. To measure preference for social distance, we also asked participants for their recommendations about ways to make the interaction more or less socially distant.

This paradigm allows us to keep the amount of physical touch the same between conditions and to measure social distancing behavior in response to perceived functional intimacy. Critically, the interactants have no preexisting social roles that could come with expectations and social knowledge, allowing us to cleanly manipulate only functional intimacy. We note that it is both more intimate *and* more unusual to hold hands with a stranger than it is to shake hands. Therefore, to make the interaction equally unusual in both conditions, we asked participants to hold or shake hands with their *nondominant* hands. A pilot sample of 100 online participants revealed no significant differences in how much each act seemed unusual (1 = *Not at all unusual*; 7 = *Very unusual*): ($M_{\text{Shake}} = 4.88$, $SD = 1.49$; $M_{\text{Hold}} = 5.14$, $SD = 1.63$), $t(99) < 1$. As in previous studies, we predicted that more functional intimacy would result in more social distancing.

Method

Participants. Based on our effect sizes from other experiments and because of the difficulty of recruiting pairs of participants in the field to do the study, we predetermined a sample size of 40 pairs per condition. One hundred sixty students (80 dyads;

$M_{\text{age}} = 22.04$, $SD = 4.03$, 64% male) participated in dyads in exchange for a candy.

Procedure. We recruited pairs of strangers of same gender³ on the University of Chicago campus. Pairs were told that they would be either holding hands (high functional intimacy) or shaking hands (low functional intimacy), and with this knowledge then completed a survey measuring their recommendations for social distance. Next they held/shook nondominant hands for 30 seconds. During their interaction, the experimenter (blind to hypothesis) surreptitiously coded participants' eye contact (1 = direct eye contact, defined as eye contact lasting the entire 30 seconds; 2 = indirect eye contact, defined as contact that did not last the entire time; 3 = no eye contact) and body orientation (1 = facing toward each other; 2 = facing away from each other).⁴

Materials. Our survey started with a manipulation check that asked participants whether they would prefer to do a different activity that involves social interaction rather than the one to which they were assigned (1 = *Not at all*; 7 = *Definitely*). We expected that pairs in the high functional intimacy condition would prefer to do something different more than those in the low functional intimacy condition, because handholding should elicit avoidance more than handshaking.

To measure preferences for social distance, the survey then asked about three recommendations about the study's procedure that would increase social distance for future participants: (a) recommend participants put Purell on their hands prior to handholding/handshaking, (b) recommend participants wear winter gloves while handholding/handshaking (the study took place outside when it was relatively cold, making this question more realistic for participants), and (c) recommend participants stand with a barrier like a table between them while handholding/handshaking on a scale from 1 (*Not all recommend*) to 7 (*Definitely recommend*). We selected these items because they reflect the most consistent effects we found in our own prior experiments on preference for social distance: maintaining interpersonal distance and avoiding the possibility of touch. Participants' interest in using Purell measures preference to minimize contact; their interest in wearing gloves measures preference to avoid touch; and their interest in erecting a physical barrier measures preference for greater interpersonal distance. We predicted participants would recommend that the interaction involve more social distance when they must hold hands than shake hands.

Results and Discussion

To account for the dependency of individual ratings within pairs, we ran multilevel regression models with experimental condition (0 = low functional intimacy; 1 = high functional intimacy) entered as a fixed effect. The intraclass correlation coefficient for our primary measure of social distance recommendations (using the three item index; $\alpha = .54$) was $\rho = -0.01$, $p > .25$, indicating that individuals' responses within each pair were not significantly correlated (i.e., relatively independent from each other), but we ran the hierarchical regressions to be consistent with the analysis we use in Experiment 7. Confirming that handholding (vs. handshaking) induces greater avoidance motivation, participants preferred more strongly to do a different activity when assigned to handholding (high functional intimacy, $M = 3.80$, $SD = 1.52$) than

handshaking (low functional intimacy, $M = 3.20$, $SD = 1.53$), $t(78) = 2.33$, $p = .02$, 95% CI of difference [0.09, 1.11].

Consistent with the results of prior experiments, participants were marginally more likely to recommend an interaction that involved more social distance when they anticipated holding hands ($M = 2.82$, $SD = 1.17$) versus shaking hands ($M = 2.50$, $SD = 0.88$), $t(78) = 1.94$, $p = .06$, 95% CI of difference [-0.01, 0.64]. Despite the low reliability of the scale, each item loaded on the same factor in an exploratory factor analysis and all items showed the same direction of effect. This result did not significantly change when including pairs' gender in the model (0 = male; 1 = female), $t = 1.82$, $p = .07$, and there was no effect of gender nor interaction of condition and gender, $ps > .25$.

To test our primary prediction that functionally intimate pairs would engage in more social distancing behavior, we conducted binary logistic regressions on pairs' eye contact and body orientation. Two pairs' orientation in the handhold condition could not be coded because they continually readjusted their body orientation throughout the 30 seconds. As expected, pairs made less eye contact and oriented their bodies away more in the handhold than handshake conditions (see Figure 4). Specifically, 67.5% of pairs holding hands made indirect or no eye contact whereas only 32% of pairs who shook hands made indirect or no eye contact, $\beta = 1.46$, $SE = 0.48$, $p < .01$. More pairs chose to face away from each other when holding hands (18.4%) than when shaking hands (2.5%), $\beta = 2.18$, $SE = 1.10$, $p = .05$. Both of these results were robust when we include the pairs' gender in the model, $\beta_s = 1.33$ and 2.32, $ps = .03$ and $.04$, respectively, and there were no interactions between condition and gender, $ps > .25$. Males were marginally more likely to avoid eye contact than females, $\beta = -2.11$, $SE = 1.11$, $p = .06$.

Although participants' body orientation and eye contact were correlated, $r = .52$, $p < .001$, their physical behaviors did not correlate with their recommendations for a less social interaction, $ps > .10$.

Despite involving the same amount of physical contact, pairs who held hands recommended more social distance than those who shook hands. Handholding participants also acted more socially distant by averting their gaze and orienting their bodies away from each other more, once again demonstrating that higher functional intimacy increases social distancing.

Experiment 7: Couples and Strangers Holding Hands

We predict that functional intimacy creates the preference for social distance because it feels uncomfortable (i.e., approach-avoidance conflict). In this experiment we test this prediction through a replication and extension of Experiment 6 involving handholding versus handshaking with pairs of strangers (functional intimacy) and romantic couples (romantic intimacy). Although all participants have the goal to complete the experiment, thereby making their interactions functional, the interactants in the

³ We found no interaction by gender and condition on participants' actual behaviors or recommendations for social distance.

⁴ Only one experimenter coded social distancing behavior in this study; in our subsequent Experiment 7, two experimenters coded behavior allowing us to measure interrater reliability. Reliability in Experiment 7 was quite high (agreement 92% of the time), suggesting one person was sufficient in this study to code behavior.

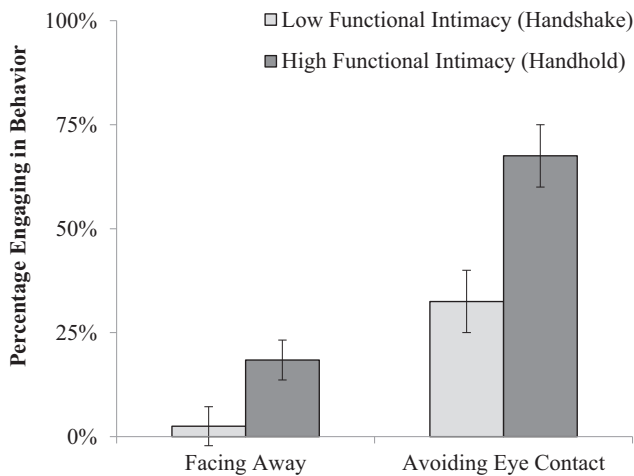


Figure 4. High functional intimacy (handholding) versus low functional intimacy (handshaking) increases facing away and reduces eye contact in Experiment 6. Error bars represent SEM.

romantic intimacy condition are romantic partners, which makes their experience relatively less functional (i.e., for relationship purpose as well, not just for the purpose of completing the experiment). We tested our predicted mechanism via moderated mediation, by measuring participants' discomfort (our predicted mediator), and by analyzing whether intimacy level only affects distancing via discomfort when it is functional (not romantic; our predicted moderator). To provide greater precision on our measure of discomfort, we asked participants to self-report their discomfort and also coded nonverbal discomfort by photographing pairs while handholding or handshaking.

Method

Participants. To be consistent with our sample size in Experiment 6, we predetermined a sample size of 40 pairs per condition. Because we recruited for the full duration of each day, we collected slightly more participants than we expected: In total, 170 couples or 340 individuals ($M_{\text{age}} = 36.83$, $SD = 14.42$; 45% male) from the Chicago Museum of Science and Industry participated in exchange for a candy.

Procedure. For each session, we recruited two pairs of relationship partners and randomly assigned them to interact with either their partner (romantic intimacy condition) or someone from the other couple (i.e., a stranger, functional intimacy condition). In the functional intimacy condition, we randomly mixed the couples (37% of these pairs were opposite gender, whereas 97% of the pairs in the romantic intimacy condition were opposite gender).⁵ We told participants they would be either holding hands (high intimacy) or shaking hands (low intimacy) with their partner (who was either a stranger or their romantic partner). See Table 1 for sample photographs from each of the four experimental conditions.

Once participants knew what they would be doing, they completed a short confidential survey measuring their anticipated discomfort which asked, "How will you feel shaking [holding] a stranger's [your partner's] hand today?" with three items: (a) *Not at all embarrassed* (1) to *Very embarrassed* (7), (b) *Not at all*

comfortable (1) to *Very comfortable* (7), and (c) *Not at all pleasant* (1) to *Very pleasant* (7). We separated participants when they completed this survey so that they could not see each other's responses.

Pairs then held/shook (nondominant) hands for 30 seconds while two experimenters (blind to hypothesis) assessed social distance as in Experiment 6, via lack of eye contact and orienting their bodies away from each other. Initial coding of the two experimenters was 92% consistent; they resolved the other 8% by discussion. Experiments also took photographs of the pairs (with their permission; two of 170 pairs refused), which allowed us to code hand-use and nonverbal discomfort displays. After interacting, participants completed the same three-item social distance recommendation measure used in Experiment 6 except we replaced "recommend wearing winter gloves" with "recommend future participants put Purell on their hands prior to handholding [handshaking]" (because it was no longer cold). Therefore the three items measured recommendations for sanitizing hands, standing with a barrier between interactants, and not making small talk, from 1 (*Not all recommend*) to 7 (*Definitely recommend*).





Results and Discussion

Manipulation checks. In a pilot study to ascertain whether intimacy between strangers indeed feels more "functional" than intimacy between romantic partners, 100 online participants read instructions from the four different conditions, and rated how "functional" each behavior seemed on a 7-point scale, along with the explanation: "If you're doing the behavior purely for functional reasons, it means you're doing it because the experimenter told you to do it." In a 2 (stranger vs. romantic partner) \times 2 (shaking vs. holding) repeated-measures ANOVA, there was only an effect of stranger versus romantic partner, $F(1, 100) = 49.94$, $p < .001$, such that participants believed it would be more functional ($M = 5.89$, $SE = 0.17$) to hold or shake hands with a stranger than to hold or shake hands with a romantic partner ($M = 4.18$, $SE = 0.23$), as we predicted.

We examined participant photographs ($n = 168$) to test compliance across conditions with instructions to use nondominant hands. Although we did not know actual hand dominance for each participant, we tested whether there were equal rates of hand-use across conditions. Specifically, we coded each photograph for (a) whether each individual used their right hand (vs. left hand) and (b) whether each pair interacted with the same hand (vs. opposite hand). We ran a binary logistic regression (at the individual participant level) on right hand use (left hand = 0, right hand = 1) that included dummy-coded predictors of intimacy level condition

⁵ This difference between conditions could create a problematic confound if being with a same- (vs. different-) gender partner creates greater social distancing, thereby providing an alternative explanation to our predicted explanation of discomfort. To test this possibility, we examined whether same-gender (vs. opposite-gender) partners showed more distancing among strangers. There was no effect of same-gender on eye contact, $\chi^2(n = 83) = 1.76$, $p = .19$, however there was a marginal effect on body orientation, $\chi^2(n = 83) = 2.91$, $p = .09$ such that same-gender strangers were more likely to turn away from each other (48.1%) than opposite-gender strangers (29.0%). There was also no effect of being same-gender on recommendations for distancing, $F(1, 79) = 0.31$, $p = .58$. Overall, the evidence suggests that whether partners were same-gender or opposite-gender had little impact on the preference for distance.

Table 1
Sample Photographs From Each of the Four Experimental Conditions in Experiment 7

Experimental condition			
Romantic partners holding hands (High romantic intimacy)	Strangers holding hands (High functional intimacy)	Romantic partners shaking hands (Low romantic intimacy)	Strangers shaking hands (Low functional intimacy)
			

Note. To maintain confidentiality of participants (per our IRB requirements), we added black boxes over their faces. See the online article for the color version of this table.

(low = 0, high = 1), intimacy type condition (functional = 0, romantic = 1), and their interaction. There was no effect of intimacy level condition, $\beta = 0.14$, $p = .719$, no effect of intimacy type condition, $\beta = -0.14$, $p = .732$, and no interaction, $\beta = -0.48$, $p = .430$. We next ran a binary logistic regression (at the pair level) on same-hand frequency (opposing hands = 0, same hands = 1) that included the same dummy-coded predictors of intimacy level condition, intimacy type condition, and the interaction. There were no significant effects, β s < 1.01, $ps > .176$. Together, these results demonstrate that hand-use was not significantly different across conditions, indicating similar compliance with our instructions across conditions.

Social distancing behavior. As in Experiment 6, we collected two measures of social distancing behavior: eye contact (some or none) and body orientation (angling toward or away).⁶ Binomial logistic regressions (intimacy level: 0 = low; 1 = high) revealed that—among strangers—higher intimacy (handholding) versus lower intimacy (handshaking) led to more turning away (65.9% vs. 16.7%, respectively, $\beta = -2.27$, $SE = .53$, $p < .01$), and less eye contact (41.5% vs. 21.4%, respectively, $\beta = -0.95$, $SE = .49$, $p = .05$). However, these relationships did not hold among romantic couples; they were not significantly more likely to turn away (24.4% vs. 8.7%, respectively, $\beta = -1.22$, $SE = .64$, $p = .06$) nor more likely to avoid eye contact (0% vs. 4.3%, respectively, $\beta = 18.11$, $SE = 6277.1$, $p = .99$) whether undergoing high (vs. low) intimacy. There were no interactions between intimacy level and type for either measure of social distancing, $ps > .21$ (see Figure 5).

Recommendations for social distance. The three recommendations showed poor reliability ($\alpha = .29$) but revealed the same pattern of results across our manipulations; we therefore report the results on these items separately and together. To account for the dependency of individual ratings within pairs, we ran multilevel regression models with intimacy level condition (0 = low intimacy; 1 = high intimacy), intimacy type condition (0 = functional intimacy; 1 = romantic intimacy), and their interaction entered as fixed effects. Indeed, the intraclass correlation coefficient for social distance recommendations ($\rho = 0.21$, $p = .01$) suggests that individuals' responses within each pair were interdependent, which indicates that multilevel modeling is the appropriate analysis to use.

There was a main effect of intimacy level on overall social distance recommendations, $\beta = 0.76$, $SE = .20$, $p < .01$: Pairs in the high intimacy condition recommended more social distance ($M = 3.79$, $SD = 1.43$) than pairs in the low intimacy condition ($M = 3.42$, $SD = 0.92$). There was no effect of intimacy type, $\beta = -0.03$, $SE = .19$, $p = .87$. But we found an interaction between intimacy level and type, $\beta = -0.78$, $SE = .28$, $p = .01$. Decomposing the interaction reveals, as we expected, that there was no effect of intimacy level in the romantic intimacy condition, $\beta = -0.02$, $SE = .17$, $p = .89$, but there was an effect of intimacy level in the functional intimacy condition $\beta = 0.76$, $SE = .22$, $p < .01$, such that strangers in the high intimacy condition recommend more social distance ($M = 4.19$, $SD = 1.58$) than strangers in the low intimacy condition ($M = 3.44$, $SD = 1.02$).

The same main effect of intimacy level emerged for the recommendation to clean hands, $\beta = 0.93$, $SE = .36$, $p = .01$, and for the recommendation to put a barrier between interactants, $\beta = 0.94$, $SE = .32$, $p < .01$, and nonsignificantly albeit in the predicted direction for the recommendation to require small talk (reverse-scored), $\beta = 0.45$, $SE = .37$, $p = .22$. The same interaction described above for the overall index of social distancing recommendations emerged for the recommendation to sanitize hands, $\beta = -1.20$, $SE = .50$, $p = .02$, was marginal for the recommendation of a barrier, $\beta = -0.73$, $SE = .44$, $p = .10$, and was nonsignificant for small talk, $\beta = -0.45$, $SE = .52$, $p = .38$. There were no main effects of intimacy type for any of the individual recommendations (i.e., sanitizing hands, standing with a barrier between, no small talk), $ps > .25$.

Reported (explicit) discomfort. We created an index of discomfort by averaging participants' survey responses ($\alpha = .81$).

⁶ We note that experimenters coded eye contact as direct, indirect, or none (see Exp. 6 for coding details) but for ease of interpretation, and consistent with Exp. 6, we created a dichotomous measure of eye contact: either none (coded as 0, which corresponded with the "no eye contact" codes) or at least some (coded as 1, which corresponded to the direct or indirect eye contact codes). No eye contact is the most socially distant, whereas at least some eye contact is a social behavior. However, the pattern of results is the same if we separately analyze direct and indirect eye contact.

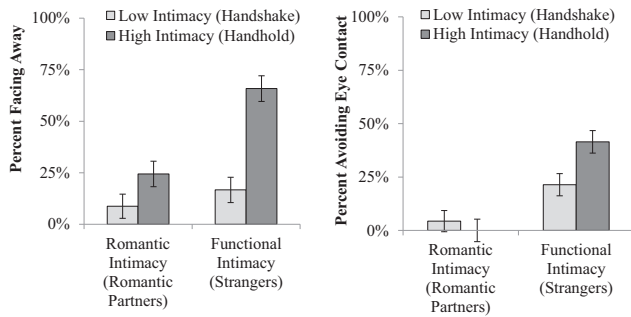


Figure 5. High intimacy (handholding) versus low intimacy (handshaking) in the functional intimacy condition (with a stranger) but not the romantic intimacy condition (with a romantic partner) increases facing away (Panel 1) and reduces eye contact (Panel 2) in Experiment 7. Error bars represent *SEM*.

There was an effect of intimacy level, $\beta = 0.81$, $SE = .18$, $p < .01$, such that pairs in the high-intimacy conditions felt more discomfort ($M = 2.55$, $SD = 1.44$) than pairs in the low-intimacy conditions ($M = 2.16$, $SD = 1.15$), an effect of intimacy type, $\beta = -1.20$, $SE = .18$, $p < .01$, such that strangers felt more discomfort ($M = 3.19$, $SD = 1.16$) than romantic partners ($M = 1.54$, $SD = 0.87$), and an interaction, $\beta = -0.91$, $SE = .26$, $p < .01$. As we expected, decomposing the interaction revealed an effect of intimacy level among strangers, $\beta = 0.81$, $SE = .20$, $p < .01$ (high-intimacy strangers felt more discomfort, $M = 3.60$, $SD = 1.12$, than low-intimacy strangers, $M = 2.79$, $SD = 1.06$), but no effect among romantic partners, $\beta = -0.09$, $SE = .16$, $p = .56$.

Coded (implicit) discomfort. We asked 30 online participants who were blind to experimental condition to rate all 168 photographs on how uncomfortable the pair seemed (1 = *Not at all uncomfortable*; 7 = *Very uncomfortable*). We analyzed the effect of experimental condition on implicit discomfort by running a 2 (intimacy level) \times 2 (intimacy pair) ANOVA on these discomfort ratings. Consistent with the manipulation, these raters believed that strangers looked more uncomfortable ($M = 3.35$, $SD = 0.49$) than romantic partners ($M = 3.03$, $SD = 0.51$), $F(1, 166) = 18.91$, $p < .001$, $\eta_p^2 = 0.10$, and that people holding hands looked more uncomfortable ($M = 3.26$, $SD = 0.44$) than people shaking hands ($M = 3.11$, $SD = 0.60$), $F(1, 166) = 4.29$, $p = .040$, $\eta_p^2 = 0.03$. There was also a marginal interaction of intimacy level by intimacy type, $F(1, 166) = 3.55$, $p = .061$, $\eta_p^2 = 0.02$ such that the effect of intimacy level was larger during functional intimacy than romantic intimacy. The ratings of (implicit) discomfort from the photographs were correlated with self-reported (explicit) discomfort, $r = .21$, $p = .005$.

Moderated mediation. We tested whether self-reported discomfort mediated the effect of intimacy on recommendations for social distance, and whether this was moderated by intimacy type using Hayes (2013) Process Macro for SPSS (Model 7). We expected to find mediation only under functional intimacy, not romantic intimacy. As shown in Figure 6, a 10,000-sample bootstrap test conducted at the individual level ($n = 340$) provided support for moderated mediation with an index of -0.24 , bootstrapped $SE = 0.08$, 95% CI $[-0.44, -0.11]$. Specifically, the indirect effect of intimacy level condition on recommendations via discomfort was statistically significant for functional intimacy (indi-

rect effect = 0.22, bootstrapped $SE = 0.07$, 95% CI $[0.10, 0.39]$) but nonsignificant for romantic intimacy (indirect effect = -0.03 , bootstrapped $SE = 0.04$, 95% CI $[-0.10, 0.04]$). Including discomfort in the model reduced the direct effect of intimacy level on recommendations to $\beta = 0.26$, $SE = 0.13$, $p = .04$.⁷

Using the same analysis strategy described above, we also tested for moderated mediation using implicit discomfort (coded from photographs) instead of explicit discomfort. Results again supported moderated mediation with an index of -0.07 , bootstrapped $SE = 0.04$, 95% CI $[-0.19, -0.01]$. The indirect effect of intimacy level condition on recommendations via discomfort was statistically significant for functional intimacy (indirect effect = 0.08, bootstrapped $SE = 0.04$, 95% CI $[0.01, 0.17]$) but nonsignificant for romantic intimacy (indirect effect = -0.003 , bootstrapped $SE = 0.02$, 95% CI $[-0.05, 0.04]$). In this model, the direct effect of intimacy level on recommendations was $\beta = 0.41$, $SE = 0.13$, $p < .01$.

In sum, Experiment 7 yields support for our predicted model: only functional intimacy provokes discomfort, thereby people behave less socially. When in romantic intimacy, there is no need to reduce sociality with greater intimacy. But when in functional intimacy, as when strangers must hold hands, people behave less socially. Pairs' discomfort mediated only the effect of functional intimacy, not romantic intimacy, on their recommendations for social distance.

Internal Meta-Analysis

Given that effects vary in magnitude across studies and coding method, we performed an internal meta-analysis using the effect sizes (Cohen's d) of the preference for social distance under conditions of high (vs. low) functional intimacy. We included pilot and replication experiments in this analysis, resulting in 12 separate samples total (see Appendix for details). Because each study differed in its manipulations and measures, we used a random-effects model for the meta-analysis. Averaging across coding method and study reveals clear evidence for our hypotheses: The aggregate effect size was $d = 0.74$, $SE = 0.11$, 95% CI $[0.52, 0.95]$, $Z = 6.62$, $p < .001$, suggesting that functional intimacy has a large effect on preferences for social distance. Despite significant heterogeneity across studies, $Q(11) = 50.43$, $p < .001$, $T^2 = 0.11$, the I^2 statistic was 0.782, indicating that 78.2% of the observed variance reflects differences in true effect sizes rather than sampling error.

General Discussion

A series of experiments reveal that functional intimacy makes people prefer social distance, whether people imagined (Experiments 1–2, 4) or engaged in (Experiments 3, 5–7) intimate interactions that served nonrelational goals. Importantly, this prefer-

⁷ To account for dependency within pairs, we conducted several robustness checks. First, we included a clustering variable in the moderated mediation model that separated each participant in the pair (1) from the other (0). Second, we aggregated ratings of discomfort and social distance recommendations to the pair level and conducted the analysis entirely at the pair level ($n = 170$). Third, we conducted the analysis separately for each individual in the pair. The results were almost exactly the same for each of these analyses.

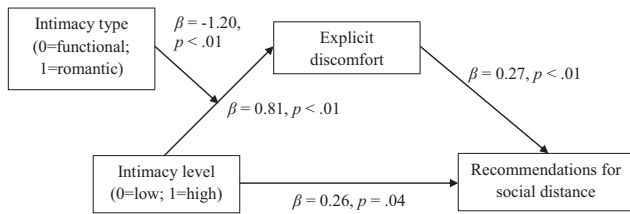


Figure 6. Moderated mediation model in Experiment 7. Intimacy type (functional vs. romantic) moderates whether explicit discomfort mediates the relationship between intimacy level (high vs. low) on distancing recommendations.

ence is not due to concern about germs, as manipulating the psychological intimacy of the same act also impacts social distance preference (Experiments 4–7). Moderated mediation analyses suggest that the effect of intimacy level on social distance preferences is driven by the desire to reduce one’s own discomfort, and is specific to functional intimacy (vs. romantic intimacy; Experiment 7).

In terms of theoretical contributions, this research differentiates between different types of intimacy (relationship, imposed, functional). In these studies, we highlight an important—and frequent—exception to the typical correspondence of intimacy and social connection (Berg, 1984; Burgoon, Buller, & Woodall, 1989; Jourard, 1971; Knapp, 1984; Sexton & Sexton, 1982). Like other behaviors (Kruglanski et al., 2002), people can engage in intimacy to satisfy functional, nonrelational goals (e.g., catching flight), often with strangers (e.g., TSA agents). Whereas intimacy for relational goals typically increases well-being and deepens social connection, intimacy for functional goals seems to produce discomfort and instead result in social distancing.

Another theoretical contribution we make is providing multiexperiment convergent validity for the construct of social distancing. Although we did not explore all of the downstream consequences of social distancing in the current paper, we think it has the potential to meaningfully influence service provider-recipient relationships. When recipients of functional intimacy act socially distant, it will lead service providers to feel isolated, potentially harming their future well-being (Cacioppo et al., 2006). Prior research is broadly consistent with this idea: service providers whose services require functional intimacy report feeling more dehumanized (e.g., airport security agents; Chan & Anteby, 2015), and report more stress and burnout (e.g., gynecologists, Martini, Arfken, Churchill, & Balon, 2004; front-line physicians, Shanafelt et al., 2012). These consequences of stress and burnout may create other adverse personal consequences for service providers (e.g., broken relationships and alcohol use, Oreskovich et al., 2012; Shanafelt, Sloan, & Habermann, 2003), and as a result, can reduce the quality of care for recipients (e.g., medical errors, Dyrbye et al., 2010; Shanafelt et al., 2012). This suggests that although social distancing may make recipients of care feel momentarily better, it may harm them in the long run.

Caveats

We address two alternative considerations for our findings in the present paper. First, some may wonder whether social distancing is

simply a form of objectification. Indeed, both social distancing and objectifying can lead to deleterious consequences for service providers. However, we suggest that social distancing is theoretically unique from objectification. Objectification involves viewing instrumental others as mindless tools (Fredrickson & Roberts, 1997; Gruenfeld et al., 2008; Nussbaum, 1999) and arises during functional but nonintimate interactions, whereas social distancing involves wanting instrumental others to act as nonsocial agents and arises during functional intimacy. Objectification comes from wanting to approach an instrumental target, whereas social distancing is elicited from an approach-avoidance conflict. We also demonstrate clear behavioral analogues to the preference for social distance (averting eye gaze and turning away); in contrast, objectification is a perception, not a behavior, and its behavioral analogues are less clear.

Another alternative is that recipients of functional intimacy may be trying not only to reduce their own discomfort, but also to reduce their partner’s discomfort. Recipients may appreciate and value a functionally intimate provider’s services, and may therefore be motivated to try to reduce their discomfort. To address this possibility, we ran an online experiment ($n = 160$, $M_{\text{age}} = 31.66$, $SD = 9.95$, 64% male) in which we asked participants to imagine engaging in highly functionally intimate interactions (using the acts we tested in Experiments 1–7), then to report (a) how much they would prefer social distance in these interactions, (b) how much distancing would reduce their own discomfort, and (c) how much distancing would reduce the providers’ discomfort. The extent to which participants believed distancing would reduce their own discomfort (#2) predicted their preference for distance (#1, $\beta = .23$, $p = .03$) significantly more ($\beta = .64$, $p = .01$) than the extent to which they believed it would reduce the provider’s discomfort (#3, $\beta = .07$, $p = .52$). This provides support for our prediction, suggesting that individuals prefer distance primarily to reduce their own discomfort, not because of their concern for the provider’s feelings. See full details in the Appendix.

Implications and Future Directions

These studies suggest several implications as well as open questions. First, what are the implications of our research for how to provide good service? Definitions of good customer service may hinge upon the intimacy of a service context. Whereas under low intimacy circumstances, people are likely to want their service provider (e.g., a restaurant server) to be friendly and warm, these same social traits may be undesirable under high functional intimacy circumstances (e.g., service providers in security and medicine). Therefore, people may view a socially distant service provider as a better provider when functional intimacy exists. In this way, although customer service is often predicated on being friendly and sociable with customers, in situations of high functional intimacy it may counterintuitively pay to be unfriendly. Future research could identify the “optimal” level of social distance to maintain in functionally intimate interactions.

Second, how do cultural norms impact our effects? One way in which culture can impact functional intimacy is by changing how intimate an action feels. For example, in America, it is not intimate for women to show their hair, but it is intimate for men to hold hands with each other. Conversely, in Saudi Arabia, it is intimate for women to show their hair and not intimate for

men to hold hands. We would expect social distancing would only occur when the act feels intimate. A second way in which culture can impact our effect is that even functionally intimate behaviors may fail to elicit discomfort if they are culturally normative. For example, when having someone clean your bedroom is extremely routine and normative, it may start to feel less intimate and so may elicit relatively less social distancing. It is possible that as security-checkpoint groping becomes more frequent (and normative), we may no longer desire as much social distance from TSA workers. Future research should explore the bidirectional relationships between norms, intimacy, and discomfort.

Third, an interesting future direction is to examine whether intimacy could elicit different kinds of discomfort and distancing. We used a face-valid measure of discomfort (feeling uneasy, anxious, or embarrassed), but discomfort can be more complex, involving not just self-focused (e.g., embarrassment) but also other—focused (e.g., irritation) components (Chentsova-Dutton & Tsai, 2010). When might functional intimacy elicit more other-focused discomfort, and what are the consequences? One possibility is that when intimacy is more extreme, crossing the line from functional to imposed, it may elicit more other-focused discomfort, resulting in greater reactance against the provider. For example, submitting to an airport security check is functional but if the security agent is overly familiar, the recipient may start to view the intimacy as imposed (and unnecessary). In this case, rather than focusing on reducing their own discomfort (via distancing) recipients may instead focus on expressing their discomfort toward the provider, consistent with the approach-orientation that negative emotions like anger can elicit (Carver & Harmon-Jones, 2009). Alternatively, recipients may feel like their goal is no longer worth submitting to the intimacy violation and may try to leave the interaction, consistent with research on reactions to imposed intimacy (Patterson, 1973).

Finally, a remaining theoretical and practical question is when does functional intimacy become more like relationship intimacy? We suspect that factors which serve to introduce a relationship between the service provider and recipient might reduce interest in social distancing. For instance, repeatedly interacting with a provider might make intimate interactions feel less functional, and may even serve to increase closeness. A common example of this is patients who become close to their therapist over time, even falling in love with their therapist. Relatedly, in services for which the recipient expects to develop a relationship (e.g., with one's therapist), intimate acts may be considered less functional and more relational.

Conclusion

When we think of intimacy, our minds may automatically picture kisses and caresses between lovers, but many cases of intimacy involve goal-directed interactions between complete strangers. We often find ourselves being touched or groped not because we want to connect, but because we want to stay healthy or safe. Although functional intimacy feels necessary, it seldom feels good, and this discomfort makes people prefer social distance from the providers of intimacy. When we stop smiling, talking, or looking at the nurses, cleaners, and TSA officials who serve us, we

feel better but *they* likely feel worse—with potential costs to us for achieving our goals.

References

- Altman, I., & Taylor, D. (1973). *Social penetration: The development of interpersonal relationships*. New York, NY: Holt, Rinehart and Winston.
- Andersen, P. A. (1985). Nonverbal immediacy in interpersonal communication. In A. W. Siegman & S. Feldstein (Eds.), *Multichannel integrations of nonverbal behavior*. Hillsdale, NJ: Erlbaum.
- Berg, J. H. (1984). The development of friendship between roommates. *Journal of Personality and Social Psychology*, *46*, 346–356. <http://dx.doi.org/10.1037/0022-3514.46.2.346>
- Burgoon, H. K., & Jones, S. B. (1976). Toward a theory of personal space expectations and their violations. *Human Communication Research*, *2*, 131–146. <http://dx.doi.org/10.1111/j.1468-2958.1976.tb00706.x>
- Burgoon, J. K., Buller, D. B., & Woodall, W. G. (1989). *Nonverbal communication: The unspoken dialogue*. New York, NY: Harper & Row.
- Cacioppo, J. T., Hughes, M. E., Waite, L. J., Hawkley, L. C., & Thisted, R. A. (2006). Loneliness as a specific risk factor for depressive symptoms: Cross-sectional and longitudinal analyses. *Psychology and Aging*, *21*, 140–151. <http://dx.doi.org/10.1037/0882-7974.21.1.140>
- Cappella, J., & Greene, J. (1982). A discrepancy-arousal explanation of mutual influence in expressive behavior for adult and infant-adult interactions. *Communication Monographs*, *49*, 89–114. <http://dx.doi.org/10.1080/03637758209376074>
- Carver, C. S., & Harmon-Jones, E. (2009). Anger is an approach-related affect: Evidence and implications. *Psychological Bulletin*, *135*, 183–204.
- Carver, C. S., & White, T. L. (1994). Behavioral inhibition, behavioral activation, and affective responses to impending reward and punishment: The BIS/BAS scales. *Journal of Personality and Social Psychology*, *67*, 319–333. <http://dx.doi.org/10.1037/0022-3514.67.2.319>
- Chan, C. K., & Anteby, M. (2016). Task segregation as a mechanism for within-job inequality: Women and men of the transportation security administration. *Administrative Science Quarterly*, *61*, 184–216.
- Chentsova-Dutton, Y. E., & Tsai, J. L. (2010). Self-focused attention and emotional reactivity: The role of culture. *Journal of Personality and Social Psychology*, *98*, 507–519.
- Clark, M. S., & Reis, H. T. (1988). Interpersonal processes in close relationships. *Annual Review of Psychology*, *39*, 609–672. <http://dx.doi.org/10.1146/annurev.ps.39.020188.003141>
- Coan, J. A., Schaefer, H. S., & Davidson, R. J. (2006). Lending a hand: Social regulation of the neural response to threat. *Psychological Science*, *17*, 1032–1039. <http://dx.doi.org/10.1111/j.1467-9280.2006.01832.x>
- Cohen, L. J., & Roth, S. (1987). The psychological aftermath of rape: Long-term effects and individual differences in recovery. *Journal of Social and Clinical Psychology*, *5*, 525–534. <http://dx.doi.org/10.1521/jscp.1987.5.4.525>
- Debrot, A., Schoebi, D., Perrez, M., & Horn, A. B. (2013). Touch as an interpersonal emotion regulation process in couples' daily lives: The mediating role of psychological intimacy. *Personality and Social Psychology Bulletin*, *39*, 1373–1385. <http://dx.doi.org/10.1177/0146167213497592>
- Dyrbye, L. N., Massie, F. S., Jr., Eacker, A., Harper, W., Power, D., Durning, S. J., . . . Shanafelt, T. D. (2010). Relationship between burnout and professional conduct and attitudes among US medical students. *JAMA: Journal of the American Medical Association*, *304*, 1173–1180. <http://dx.doi.org/10.1001/jama.2010.1318>
- Eisenberg, N. (2000). Emotion, regulation, and moral development. *Annual Review of Psychology*, *51*, 665–697. <http://dx.doi.org/10.1146/annurev.psych.51.1.665>

- Ellsworth, P. C., Carlsmith, J. M., & Henson, A. (1972). The stare as a stimulus to flight in human subjects: A series of field experiments. *Journal of Personality and Social Psychology*, *21*, 302–311. <http://dx.doi.org/10.1037/h0032323>
- Fishbach, A., & Shah, J. Y. (2006). Self-control in action: Implicit dispositions toward goals and away from temptations. *Journal of Personality and Social Psychology*, *90*, 820–832. <http://dx.doi.org/10.1037/0022-3514.90.5.820>
- Fitzsimons, G. M., Finkel, E. J., & vanDellen, M. R. (2015). Transactive goal dynamics. *Psychological Review*, *122*, 648–673. <http://dx.doi.org/10.1037/a0039654>
- Fitzsimons, G. M., & Fishbach, A. (2010). Shifting closeness: Interpersonal effects of personal goal progress. *Journal of Personality and Social Psychology*, *98*, 535–549. <http://dx.doi.org/10.1037/a0018581>
- Fitzsimons, G. M., & Shah, J. Y. (2009). Confusing one instrumental other for another: Goal effects on social categorization. *Psychological Science*, *20*, 1468–1472. <http://dx.doi.org/10.1111/j.1467-9280.2009.02475.x>
- Fredrickson, B. L., & Roberts, T.-A. (1997). Objectification theory: Toward understanding women's lived experiences and mental health risks. *Psychology of Women Quarterly*, *21*, 173–206. <http://dx.doi.org/10.1111/j.1471-6402.1997.tb00108.x>
- Gable, S. L., Reis, H. T., & Elliot, A. J. (2000). Behavioral activation and inhibition in everyday life. *Journal of Personality and Social Psychology*, *78*, 1135–1149. <http://dx.doi.org/10.1037/0022-3514.78.6.1135>
- Gaebelein, J. W. (1976). Self-disclosure among friends, acquaintances, and strangers. *Psychological Reports*, *38*, 967–970. <http://dx.doi.org/10.2466/pr0.1976.38.3.967>
- Gruenfeld, D. H., Inesi, M. E., Magee, J. C., & Galinsky, A. D. (2008). Power and the objectification of social targets. *Journal of Personality and Social Psychology*, *95*, 111–127. <http://dx.doi.org/10.1037/0022-3514.95.1.111>
- Guerrero, L. K., & Andersen, P. A. (1991). The waxing and waning of relational intimacy: Touch as a function of relational stage, gender, and touch avoidance. *Journal of Social and Personal Relationships*, *8*, 147–165. <http://dx.doi.org/10.1177/0265407591082001>
- Hayes, A. F. (2013). *Introduction to Mediation, Moderation, and Conditional Process Analysis: A Regression-Based Approach*. New York, NY: Guilford Press.
- Hendrick, S. S., Hendrick, C., & Adler, N. L. (1988). Romantic relationships: Love, satisfaction, and staying together. *Journal of Personality and Social Psychology*, *54*, 980–988. <http://dx.doi.org/10.1037/0022-3514.54.6.980>
- Holt-Lunstad, J., Birmingham, W. A., & Light, K. C. (2008). Influence of a “warm touch” support enhancement intervention among married couples on ambulatory blood pressure, oxytocin, alpha amylase, and cortisol. *Psychosomatic Medicine*, *70*, 976–985. <http://dx.doi.org/10.1097/PSY.0b013e318187aef7>
- Jakubiak, B. K., & Feeney, B. C. (2016). Keep in touch: The effects of imagined touch support on stress and exploration. *Journal of Experimental Social Psychology*, *65*, 59–67. <http://dx.doi.org/10.1016/j.jesp.2016.04.001>
- Jourard, S. M. (1971). *Self-disclosure: An experimental analysis of the transparent self*. New York, NY: Wiley.
- Keltner, D., & Anderson, C. (2000). Saving face for Darwin: The functions and uses of embarrassment. *Current Directions in Psychological Science*, *9*, 187–192. <http://dx.doi.org/10.1111/1467-8721.00091>
- Knapp, M. L. (1984). *Interpersonal communication and human relationships*. Boston, MA: Allyn & Bacon.
- Kruglanski, A. W., Shah, J. Y., Fishbach, A., Friedman, R. S., Chun, W. Y., & Sleeth-Kepler, D. (2002). A theory of goal systems: Implications for social cognition, affect, and action. In M. P. Zanna (Ed.), *Advances in experimental social psychology*, *34*, 331–376. New York, NY: Academic Press.
- Lewin, K. (1935). *A dynamic theory of personality*. New York, NY: McGraw-Hill Book Company.
- Martini, S., Arfken, C. L., Churchill, A., & Balon, R. (2004). Burnout comparison among residents in different medical specialties. *Academic Psychiatry*, *28*, 240–242. <http://dx.doi.org/10.1176/appi.ap.28.3.240>
- Mashek, D. J., & Aron, A. (2008). *Handbook of closeness and intimacy*. Mahwah, NJ: Erlbaum, Inc.
- McAdams, D. P., & Vaillant, G. E. (1982). Intimacy motivation and psychosocial adjustment: A longitudinal study. *Journal of Personality Assessment*, *46*, 586–593. http://dx.doi.org/10.1207/s15327752jpa4606_5
- McDougall, E. E., Langille, D. B., Steenbeck, A. A., Asbridge, M., & Andreou, P. (2016). The relationship between non-consensual sex and risk of depression in female undergraduates at universities in maritime Canada. *Journal of Interpersonal Violence*. Advance online publication. <http://dx.doi.org/10.1177/0886260516675468>
- Mehrabian, A. (1968). Some referents and measures of nonverbal behavior. *Behavior Research Methods & Instrumentation*, *1*, 203–207. <http://dx.doi.org/10.3758/BF03208096>
- Miller, N. (1944). Experimental studies of conflict. In J. Hunt (Ed.), *Personality and the behavior disorders* (pp. 431–465). Oxford, England: Ronald Press.
- Morton, T. L. (1978). Intimacy and reciprocity of exchange: A comparison of spouses and strangers. *Journal of Personality and Social Psychology*, *36*, 72–81. <http://dx.doi.org/10.1037/0022-3514.36.1.72>
- Nussbaum, M. C. (1999). *Sex and social justice*. New York, NY: Oxford University Press.
- Oreskovich, M. R., Kaups, K. L., Balch, C. M., Hanks, J. B., Satele, D., Sloan, J., . . . Shanafelt, T. D. (2012). Prevalence of alcohol use disorders among American surgeons. *Archives of Surgery*, *147*, 168–174. <http://dx.doi.org/10.1001/archsurg.2011.1481>
- Patterson, M. L. (1973). Compensation in nonverbal immediacy behaviors: A review. *Sociometry*, *36*, 237–252. <http://dx.doi.org/10.2307/2786569>
- Patterson, M. L. (1976). An arousal model of interpersonal intimacy. *Psychological Review*, *83*, 235–245. <http://dx.doi.org/10.1037/0033-295X.83.3.235>
- Patterson, M. L. (1988). Function of nonverbal behavior in close relationships. In S. W. Duck (Ed.), *Handbook of personal relationships*. New York, NY: Wiley.
- Patterson, M. L., Mullens, S., & Romano, J. (1971). Compensatory reactions to spatial intrusion. *Sociometry*, *34*, 114–121. <http://dx.doi.org/10.2307/2786354>
- Prager, K. J., & Roberts, L. J. (2004). Deep intimate connection: Self and intimacy in couple relationships. In D. J. Mashek & A. Aron (Eds.), *Handbook of closeness and intimacy* (pp. 43–60). Mahwah, NJ: Lawrence Erlbaum Associates, Inc.
- Reis, H. T., & Shaver, P. (1988). Intimacy as an interpersonal process. In S. Duck (Ed.), *Handbook of personal relationships* (pp. 367–389). Chichester, England: John Wiley & Sons.
- Rubin, H., & Campbell, L. (2012). Day-to-day changes in intimacy predict heightened relationship passion, sexual occurrence, and sexual satisfaction: A dyadic diary analysis. *Social Psychological and Personality Science*, *3*, 224–231. <http://dx.doi.org/10.1177/1948550611416520>
- Schroeder, J., & Fishbach, A. (2015). The “empty vessel” physician: Physicians’ instrumentality makes them seem personally empty. *Social Psychological and Personality Science*, *6*, 940–949. <http://dx.doi.org/10.1177/1948550615597976>
- Sexton, R. E., & Sexton, V. S. (1982). Intimacy: A historical perspective. In M. Fisher & G. Strieker (Eds.), *Intimacy* (pp. 1–20). New York, NY: Plenum Press. http://dx.doi.org/10.1007/978-1-4684-4160-4_1
- Shanafelt, T. D., Boone, S., Tan, L., Dyrbye, L. N., Sotile, W., Satele, D., . . . Oreskovich, M. R. (2012). Burnout and satisfaction with work-life balance among US physicians relative to the general US population.

- Archives of Internal Medicine*, 172, 1377–1385. <http://dx.doi.org/10.1001/archinternmed.2012.3199>
- Shanafelt, T. D., Sloan, J. A., & Habermann, T. M. (2003). The well-being of physicians. *The American Journal of Medicine*, 114, 513–519. [http://dx.doi.org/10.1016/S0002-9343\(03\)00117-7](http://dx.doi.org/10.1016/S0002-9343(03)00117-7)
- Triandis, H. C., Davis, E. E., & Takezawa, S.-I. (1965). Some determinants of social distance among American, German, and Japanese students. *Journal of Personality and Social Psychology*, 2, 540–551. <http://dx.doi.org/10.1037/h0022481>
- Weitz, S. (Ed.), (1974). *Nonverbal communication: Readings with commentary*. New York, NY: Oxford University Press.
- Zhou, H., & Fishbach, A. (2016). The pitfall of experimenting on the web: How unattended selective attrition leads to surprising (yet false) research conclusions. *Journal of Personality and Social Psychology*, 111, 493–504. <http://dx.doi.org/10.1037/pspa0000056>

Received September 28, 2016

Revision received April 20, 2017

Accepted April 22, 2017 ■

New Policy for the *Journal of Personality and Social Psychology*

The *Journal of Personality and Social Psychology* is inviting replication studies submissions. Although not a central part of its mission, the *Journal of Personality and Social Psychology* values replications and encourages submissions that attempt to replicate important findings previously published in social and personality psychology. Major criteria for publication of replication papers include the theoretical importance of the finding being replicated, the statistical power of the replication study or studies, the extent to which the methodology, procedure, and materials match those of the original study, and the number and power of previous replications of the same finding. Novelty of theoretical or empirical contribution is not a major criterion, although evidence of moderators of a finding would be a positive factor.

Preference will be given to submissions by researchers other than the authors of the original finding, that present direct rather than conceptual replications, and that include attempts to replicate more than one study of a multi-study original publication. However, papers that do not meet these criteria will be considered as well.

Submit through the Manuscript Submission Portal at (<http://www.apa.org/pubs/journals/psp/>) and please note that the submission is a replication article. Replication manuscripts will be peer-reviewed and if accepted will be published online only and will be listed in the Table of Contents in the print journal. As in the past, papers that make a substantial novel conceptual contribution and also incorporate replications of previous findings continue to be welcome as regular submissions.